

## COMMUNITY HOMELESSNESS REPORT SUMMARY

City of Grande Prairie  
2019-21

### COORDINATED ACCESS AND HOMELESSNESS MANAGEMENT INFORMATION SYSTEM (HMIS) SELF-ASSESSMENT

#### SUMMARY

The table below provides a summary of the work the community has done so far to implement Reaching Home's minimum requirements for Coordinated Access and an HMIS.

How many of the Reaching Home minimum requirements has the community:

Met	Started	Not yet started
13	4	1

### SUMMARY COMMENT

Are there particular efforts and/or issues that you would like to highlight for this reporting period related to your community's work to achieve the Reaching Home minimum requirements? In particular, please describe your community's efforts to set-up or improve the Coordinated Access governance structure, including processes to ensure that policies and protocols, as approved by the governance group(s), are being implemented across the system as intended to achieve desired results.

1) Grande Prairie hired a consultant in late 2019 to assist with development of a system of Coordinated Access for the homeless sector. The consulting team produced a set of guiding and policy documents that compliment our existing standards of practice. Approval of policies and protocols is currently achieved through consensus-based meetings with leads from all homeless sector organizations participating in the Coordinated Access initiative. The City stakes the lead in developing and proposing new documentation or changes, as well as on collecting regular feedback on process to identify opportunities for improvement. Our Coordinated Access system also goes beyond the homeless sector, through a partnership with the local Family and Community Support Services and the County of Grande Prairie. This partnership is looking at extending the efficiencies of the homeless sector approach across the social sector in Grande Prairie and surrounding rural areas. Governance for this portion of Coordinated Access is currently under development. 2) The new Coordinated Access process within the homeless sector has allowed for more inclusion of people experiencing chronic homelessness in Housing First programs, as well as more effective customized care plans for people experiencing chronic homelessness that involve other programs, health services, etc. This approach, coupled with upcoming availability of more supportive housing will help us to reduce chronic homelessness in Grande Prairie.

## COMMUNITY-LEVEL DATA for 2019-2020

What is the date range for available data from the List for this fiscal report?

- |                                   |                |
|-----------------------------------|----------------|
| • First date in reporting period: | April 1, 2019  |
| • Last date in reporting period:  | March 31, 2020 |

Complete the Population Groups table below using the date range indicated for this fiscal report.

Number of unique individuals (or households where not available) in each Priority Population Group who:						
Priority Population Groups	Were homeless (Measures Cumulative Homelessness)	Were new to homelessness (Measures Inflow)	Returned to homelessness from housing (one or more times) (Measures Inflow)	Returned to homelessness from transitional status (one or more times) (Measures Inflow)	Returned to homelessness from unknown status (one or more times) (Measures Inflow)	State changed from inactive to active (one or more times) (Measures Inflow)
Overall homeless	484	na for this dataset	na for this dataset	na for this dataset	na for this dataset	na
Chronically homeless	na for this dataset	na for this dataset	na for this dataset	na for this dataset	na for this dataset	na
Indigenous peoples	223	na for this dataset	na for this dataset	na for this dataset	na for this dataset	na
Priority Population Groups			Moved from homelessness to housing (one or more times) (Measures Outflow)	Status changed from homelessness to transitional (one or more times) (Measures Outflow)	Status changed from homelessness to unknown (one or more times) (Measures Outflow)	State changed from active to inactive (one or more times) (Measures Outflow)
Overall homeless			82	na for this dataset	na for this dataset	na
Chronically homeless			49	na for this dataset	na for this dataset	na
Indigenous peoples			28	na for this dataset	na for this dataset	na

Complete the Prior Living Situations table below for all individuals (or households where not available) that were homeless for the date range indicated for this fiscal report.

	Public Institutions	Transitional Housing	Permanent Housing	Unknown	Total
New to homelessness	na	na	na	na	0
Returned to homelessness	na	na	na	na	0
Total	0	0	0	0	0

## COMMUNITY-LEVEL DATA for 2020-2021

What is the date range for available data from the List for this fiscal report?

- |                                   |                |
|-----------------------------------|----------------|
| • First date in reporting period: | Jan 18, 2021   |
| • Last date in reporting period:  | March 31, 2021 |

Complete the Population Groups table below using the date range indicated for this fiscal report.

Number of unique individuals (or households where not available) in each Priority Population Group who:						
Priority Population Groups	Were homeless (Measures Cumulative Homelessness)	Were new to homelessness (Measures Inflow)	Returned to homelessness from housing (one or more times) (Measures Inflow)	Returned to homelessness from transitional status (one or more times) (Measures Inflow)	Returned to homelessness from unknown status (one or more times) (Measures Inflow)	State changed from inactive to active (one or more times) (Measures Inflow)
Overall homeless	59	33	0	0	26	26
Chronically homeless	28	12	0	0	16	16
Indigenous peoples	30	13	0	0	17	17
Priority Population Groups			Moved from homelessness to housing (one or more times) (Measures Outflow)	Status changed from homelessness to transitional (one or more times) (Measures Outflow)	Status changed from homelessness to unknown (one or more times) (Measures Outflow)	State changed from active to inactive (one or more times) (Measures Outflow)
Overall homeless			29	2	na	na
Chronically homeless			14	1	na	na
Indigenous peoples			13	0	na	na

Complete the Prior Living Situations table below for all individuals (or households where not available) that were homeless for the date range indicated for this fiscal report.

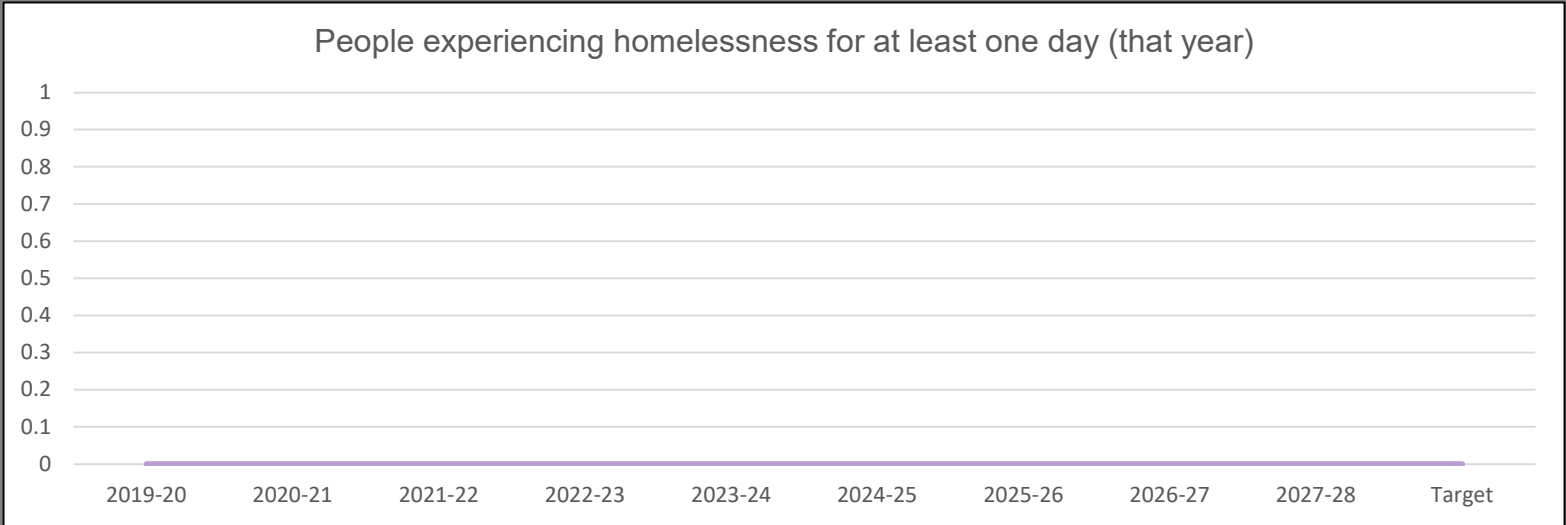
	Public Institutions	Transitional Housing	Permanent Housing	Unknown	Total
New to homelessness	2	2	0	0	4
Returned to homelessness	1	3	0	0	4
Total	3	5	0	0	8



COMMUNITY-LEVEL RESULTS OUTCOMES - CORE OUTCOMES

Outcome # 1: Fewer people experience homelessness overall (homelessness is reduced overall)

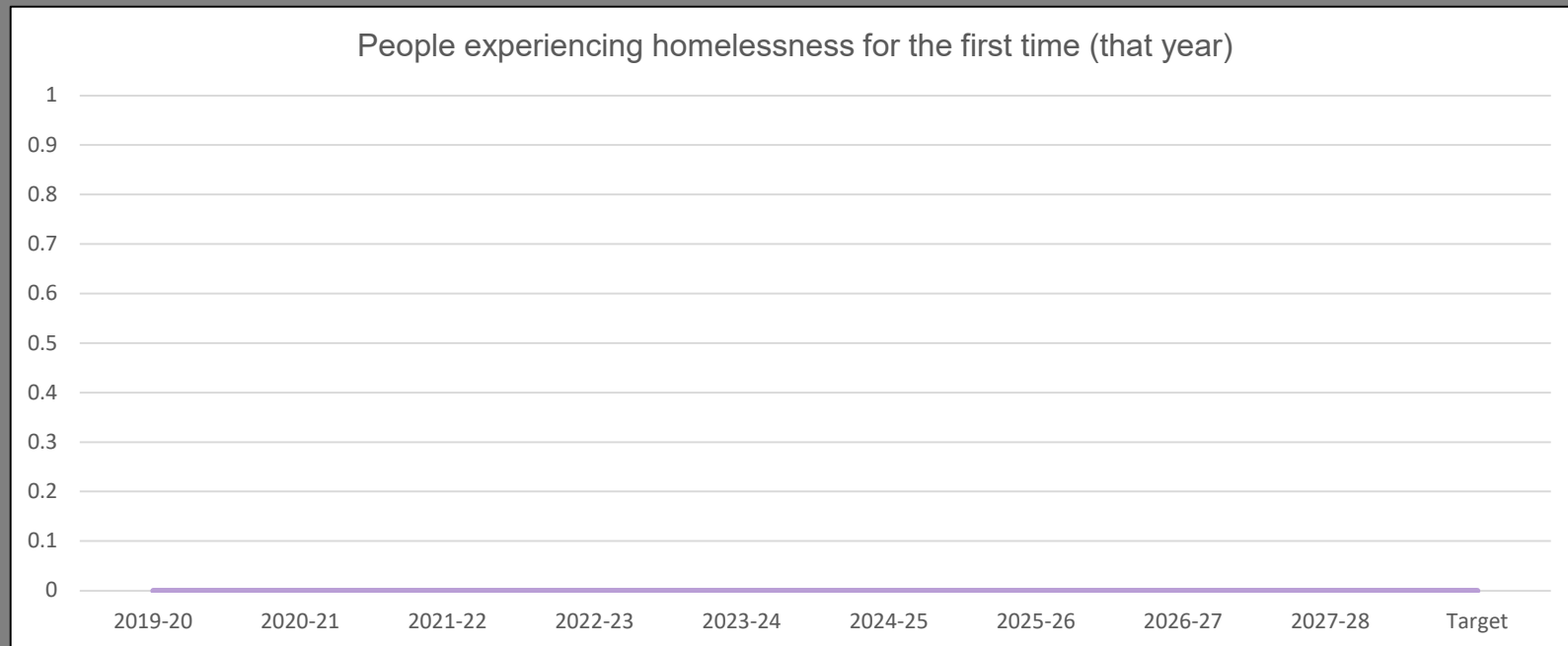
	2019-20	2020-21	2021-22	2022-23	2023-24	2024-25	2025-26	2026-27	2027-28	Target
People experiencing homelessness for at least one day (that year)	0	0	-	-	-	-	-	-	-	0



\*Please insert comment here\*

## Outcome #2: Fewer people experience homelessness for the first time (new inflows into homelessness are reduced)

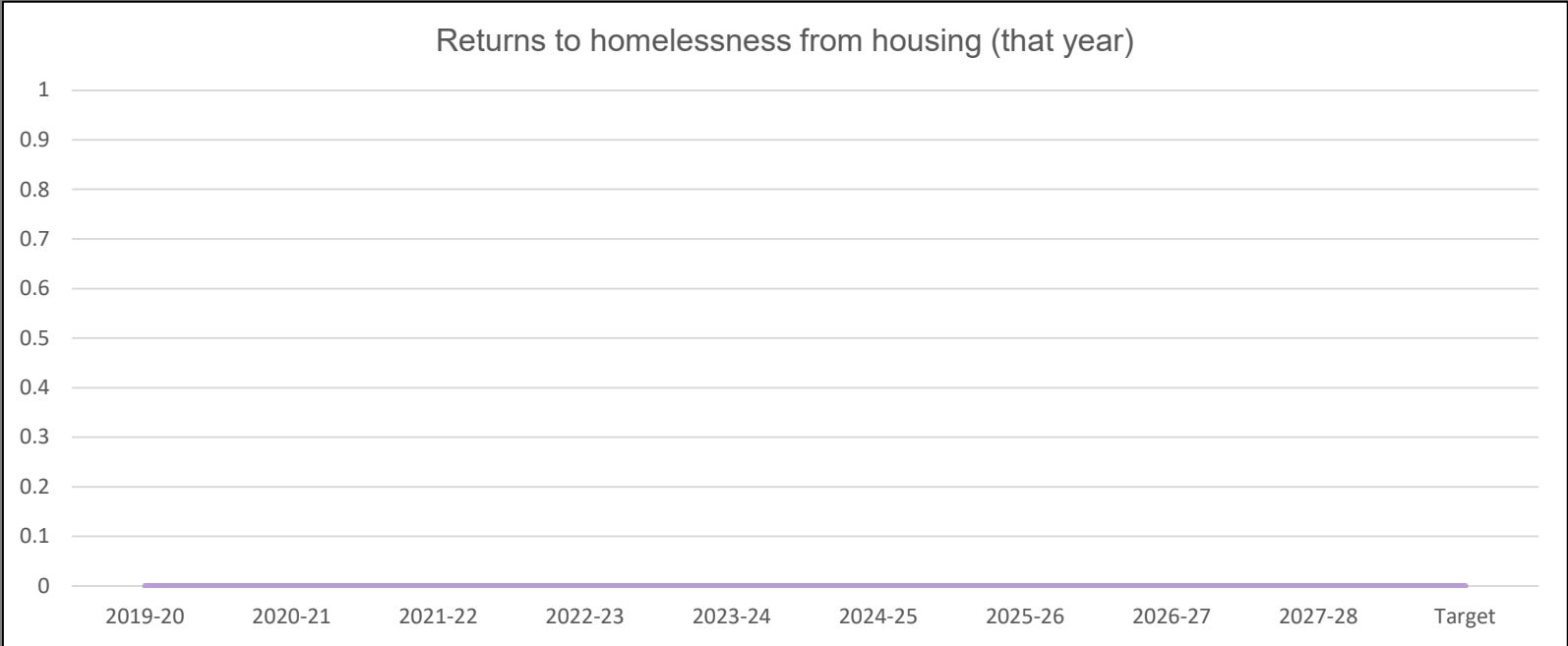
	2019-20	2020-21	2021-22	2022-23	2023-24	2024-25	2025-26	2026-27	2027-28	Target
People experiencing homelessness for the first time (that year)	0	0	-	-	-	-	-	-	-	0



\*Please insert comment here\*

**Outcome #3: Fewer people return to homelessness from housing (returns to homelessness are reduced)**

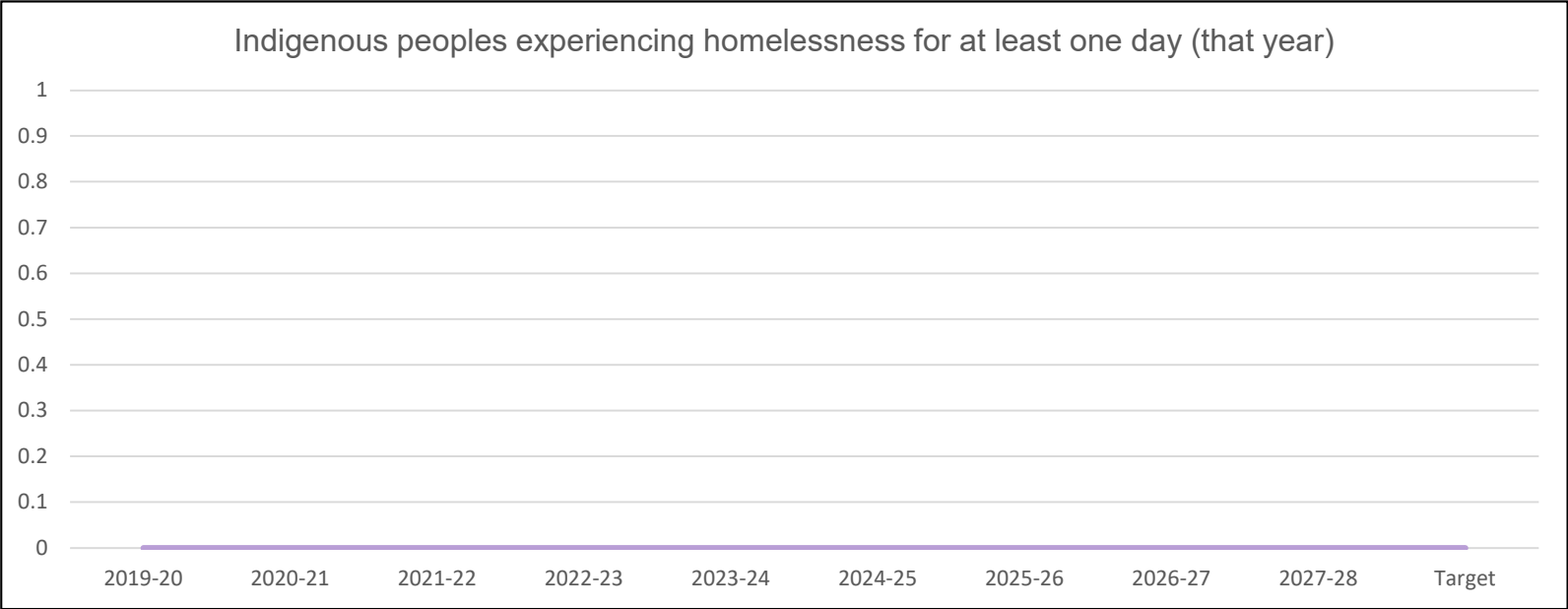
	2019-20	2020-21	2021-22	2022-23	2023-24	2024-25	2025-26	2026-27	2027-28	Target
Returns to homelessness from housing (that year)	0	0	-	-	-	-	-	-	-	0



\*Please insert comment here\*

**Outcome #4: Fewer Indigenous peoples experience homelessness (Indigenous homelessness is reduced)**

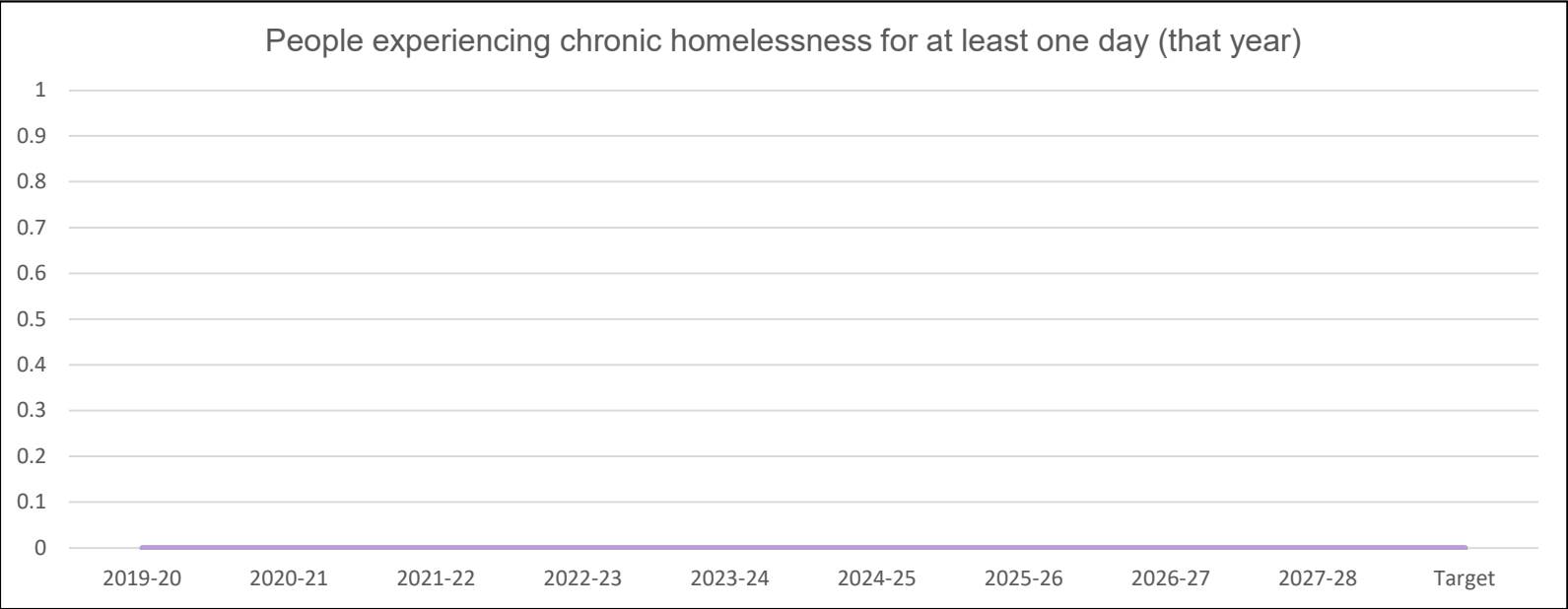
	2019-20	2020-21	2021-22	2022-23	2023-24	2024-25	2025-26	2026-27	2027-28	Target
Indigenous peoples experiencing homelessness for at least one day (that year)	0	0	-	-	-	-	-	-	-	0



\*Please insert comment here\*

**Outcome #5: Fewer people experience chronic homelessness (chronic homelessness is reduced)**

	2019-20	2020-21	2021-22	2022-23	2023-24	2024-25	2025-26	2026-27	2027-28	Target
People experiencing chronic homelessness for at least one day (that year)	0	0	-	-	-	-	-	-	-	0



\*Please insert comment here\*