

City of Grande Prairie

Everyone Counts: 2018 Point in Time Count

Full Report



Table of Contents

Count Definitions	4
Eight Things to Know about Grande Prairie's 2018 Count	6
Introduction.....	9
Housing and Homelessness in Grande Prairie.....	9
Broader Trends: Leading up to 2018.....	10
Methodology	11
Coordination with Alberta's 7 Cities to Develop Aligned Methodology.....	11
7 Cities Changes in Method: 2016 to 2018	11
Data Sources.....	11
Developing the Count Total Using Administrative and Survey Data	12
Transitional Housing.....	12
Street Coverage Zones.....	13
Surveys at Shelter and Provisional Housing Organizations.....	13
Volunteers	13
Representation Rate.....	13
Limitations	13
Count Total.....	15
Key Demographics	15
Gender	15
Age.....	15
Indigenous Identity.....	16
Families, Couples	16
Demographic Overview by Sub-Groups.....	16
Count Results – Survey Responses.....	17
Chronicity	17
Shelter Type/Sleeping Location	17
Emergency Shelter Use.....	18
Length of Time in Grande Prairie	18
Reason for Coming to Grande Prairie within the Past Year.....	18
Citizenship	19
Age First Homeless	19
LGBTQ2S+.....	19
Service in the Canadian Forces and RCMP.....	20
Reason for Housing Loss.....	20

Income.....	20
Looking Closer at Key Issues.....	21
Focus on Chronic Homelessness	21
Focus on Hidden Homelessness	23
Focus on Long Term Transitional Housing and Homelessness.....	24
Focus on Community Perception	24
Conclusion.....	26
Acknowledgements.....	27
References	28
Appendix A: Count Locations.....	29
Appendix B-1: Count Survey and Screening Questions	30
Appendix B-2: Perceptions Survey	36
Appendix C: Count Locations.....	37
Appendix D. Data Sources.....	38

Count Definitions

The following definitions have been used for the 2018 Count, aligning with the Canadian Definition of homelessness and typology (Canadian Observatory on Homelessness, 2012) and Homelessness Partnering Strategy definitions (Homelessness Partnering Strategy, 2016).

Homelessness	The “situation of an individual or family without stable, permanent, appropriate housing or the immediate prospect, means and ability of acquiring it. It is the result of systemic or societal barriers, a lack of affordable and appropriate housing, the individual/household’s financial, mental, cognitive, behavioural or physical challenges, and/or racism and discrimination
At Risk of Homelessness:	Includes people experiencing difficulty maintaining their housing with limited alternatives for improving the situation. Circumstances may include: imminent eviction, loss of income, unaffordable increase in the cost of housing, discharge from an institution without subsequent housing in place, irreparable damage or deterioration to residences, and fleeing from family violence. People at risk of homelessness were not included in Grande Prairie’s 2018 Count due to the difficulty in producing an accurate number.
Chronic Homelessness:	Includes people who report having been continuously homeless for 180 days or more during the past year.
Ending Homelessness	Ending homelessness refers to efforts, including Housing First, to ensure that homelessness is rare, brief and non-recurring in Grande Prairie. Currently the City is working towards a goal of moving people out of homelessness within three weeks of assessment for Housing First programming.
Episodic Homelessness:	Includes people who report having been homeless 3 or more times during the past year.
Hidden Homelessness	Includes people who are staying with friends or family, or using hotels/motels as their primary residence. Although Grande Prairie includes a number of people experiencing hidden homelessness in this report, we understand that this is an underrepresentation. Groups more likely to experience hidden homelessness include youth and women.
Housing First:	Housing First is a philosophical approach to homelessness and housing. Adopting a Housing First approach means that permanent housing is provided along with needed support services without any preconditions. Support services may include intensive medical, psychiatric and case management services including life skills training, landlord liaison assistance and addictions counselling. Addressing these needs through support services helps people maintain their housing over the long term (Human Services, 2012). Alberta’s 7 Cities, along with many other Canadian cities have adopted a Housing First approach to ending homelessness.
Indigenous	People who identify as First Nations (with or without status), Metis, Inuit or as having indigenous ancestry on the North American continent.

Long Term Transitional Housing	Transitional housing where residents can stay for 2+ years and have a reasonable expectation of stability for the duration of their residency. For Grande Prairie's 2018 Count, we considered Serenity Place Second Stage Housing for Women and Rotary House Transitional Housing to be long term transitional housing.
Provisionally Accommodated:	Includes people who are technically homeless because they cannot expect permanence from their current housing situation. People in this group may be staying in residential treatment facilities, health facilities, group homes, jail/prison, second stage/short-term transitional housing, rooming houses, etc.
Emergency Sheltered:	Includes people who are accessing emergency shelters available at minimal or no cost for people who are homeless and/or affected by domestic violence. Also includes people who are staying in a hotel/motel sponsored by Alberta Supports or AISH.
Short Term Transitional Housing	Transitional housing where people reside for less than two years (typically up to 18 months) and would not expect long-term stability. For Grande Prairie's 2018 Count this includes Aurora Home for women and transitional units set aside at Rotary House for patients recently discharged from Alberta Health Services facilities.
Transitional Homelessness:	Includes people who report having been homeless fewer than 3 times and fewer than 180 cumulative days during the past year.
Unsheltered:	Includes people who lack housing and are not accessing emergency shelter. People in this group may be staying on the street, in abandoned buildings, stairwells, sheds, parks, tents, vehicles, etc.
Youth	People age 0-24 are considered youth in this report. Where relevant, this includes both dependents and independent youth.

Eight Things to Know about Grande Prairie's 2018 Count

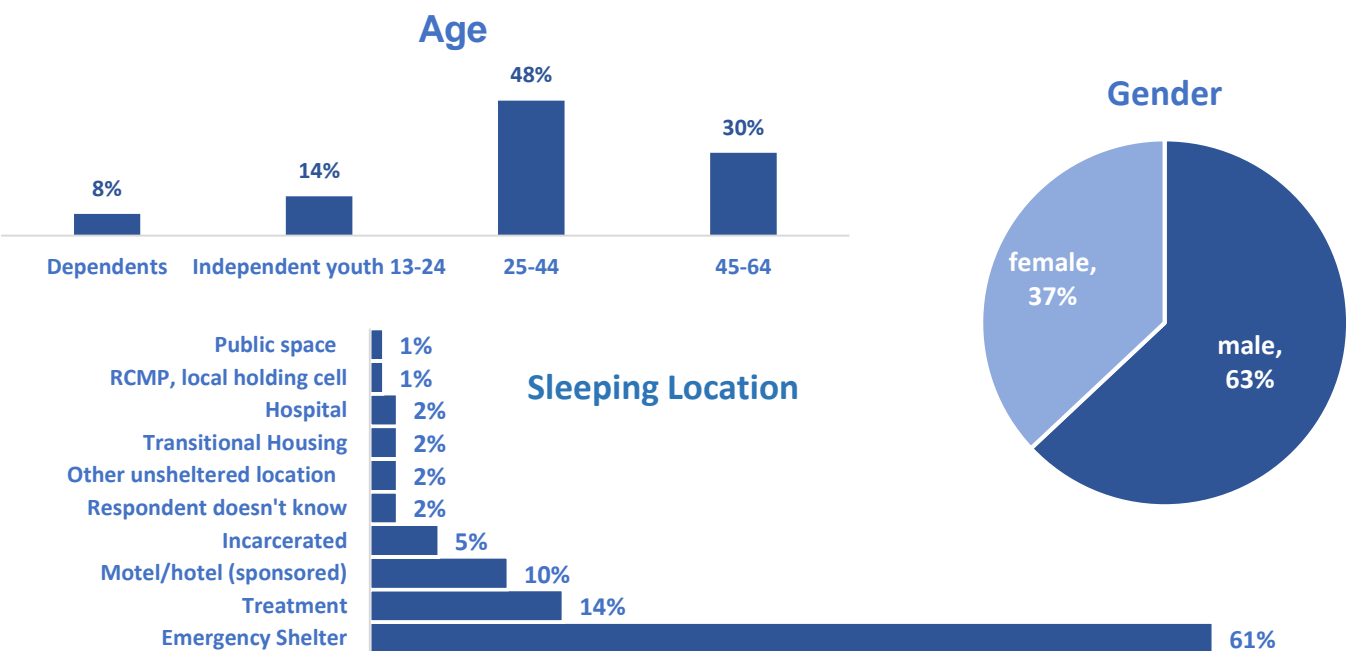
On April 11, 2018, the City of Grande Prairie conducted its sixth bi-annual Point in Time Count of homelessness (Count), taking a snapshot of the city's current homeless population. Grande Prairie uses the Count to complement other data sources to track progress toward ending homelessness. The 2018 Count built on the methods refinements of 2016, and was another landmark in terms of finding and connecting with people experiencing homelessness.

Provincially, Grande Prairie's Count was conducted in alignment with Alberta's 7 Cities on Housing and Homelessness (7 Cities) including Fort McMurray, Edmonton, Red Deer, Calgary, Lethbridge and Medicine Hat. Grande Prairie's local Count and collaboration with the 7 Cities was funded in part by the Government of Canada, Homelessness Partnering Strategy as part of the national "Everyone Counts" Point in Time Count of homelessness.

So, what is there to know about Grande Prairie's 2018 Point in Time Count?

1. 228 people were counted as experiencing homelessness in Grande Prairie, up from the number counted in 2016

Increasing homelessness has been evident throughout the past year, with Grande Prairie's emergency shelters reporting capacity nights and many people known to be using motels as emergency shelter. Migration to the city has contributed to this increase (46% of those surveyed during the Count had been in Grande Prairie for 1 year or less), along with other factors including decreasing vacancy rate and increased demand for affordable and supportive housing resources.



2. Increased homelessness seen across the Province

Together, Alberta's 7 Cities counted 5,735 people experiencing homelessness. Many cities saw increases from 2016 in shelter occupancy, with the largest increases in Lethbridge and Grande Prairie. For more results from Alberta's 7 Cities count, visit www.7cities.ca.

3. Grande Prairie made a concerted effort to find people who were experiencing hidden homelessness

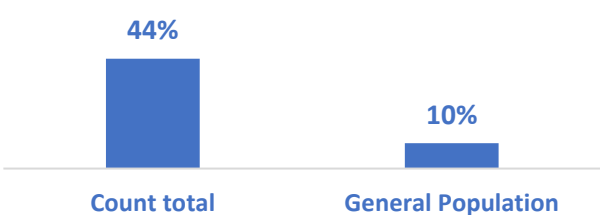
HIV North’s Street Outreach team covered a dedicated hidden homelessness route, counting 32 people. Hidden homelessness includes people staying with family or friends, or in motels. Hidden homelessness is difficult to capture accurately because people often do not make use of services or congregate at known locations. We acknowledge that these 32 people only represent a portion of those experiencing hidden homelessness in Grande Prairie.

4. Long Term Transitional housing residents are still touched by homelessness

40 people (including dependents) were living in Grande Prairie transitional housing programs with a length of stay of 2 years or more on the night of the Count. Although not included in our overall count, these people still face barriers to permanent housing and the possibility of a return to homelessness. So long as demand for affordable housing is greater than supply in Grande Prairie, transitional housing residents could face the possibility of a return to homelessness.

Serenity Place, a second stage housing option for women who have experienced domestic violence, is one of Grande Prairie’s long-term transitional housing options. Single women and female-led families can live here for up to 2 years, receiving support to build confidence and income. In the past two years, Serenity Place has seen demand for housing surpass the number of available units. The second option in Grande Prairie is Rotary House, where the second and third floors are moving toward becoming transitional with a 2-year length of stay and on-site mental health supports.

5. Indigenous homelessness requires more attention



The 2018 Count continues to show that indigenous people are overrepresented in the homeless population, with 44% of those counted identifying as indigenous compared to only 10% in the general population. In addition, 52% of those experiencing chronic homelessness identified as indigenous.

2018 marks the first time indigenous survey respondents were asked which nation or nations they identified with. Responses were diverse including Bigstone Cree Nation, Dog River, Horse Lake First Nation, Paddle Prairie Metis Settlement, Whitefish – Atikameg, Dene Tha’ First Nation, Dene Gah Gotie Dene Council, Tallcree First Nation, Woodland Cree First Nation, Sturgeon Lake First Nation, Sucker Creek First Nation, Saddle Lake Cree Nation, Little Red River Cree Nation, Siksika Nation and others.

6. In-migration is a continued trend

54 people surveyed during the count reported that they were new to Grande Prairie within the past year, up from 28 people in 2016. 78% of people who reported being new to Grande Prairie said that they had migrated from another Alberta community, while the remaining 22% reported migrating from elsewhere in Canada. Many said they had come to access community supports.

7. Chronic homelessness remains a high priority issue in Grande Prairie

53% of those surveyed during the Count were experiencing chronic homelessness, which means they had been homeless for 180 or more days out of the past year. In Grande Prairie, we are advocating for affordable, permanent supportive housing programming and units to help address chronic homelessness.

8. Where did we count people in 2018?

All local shelters and temporary housing providers were included in the 2018 Count. We also covered 18 street routes throughout Grande Prairie, including core, park, residential and retail areas.

Location	Type
Rotary House Emergency Shelter	Emergency Shelter
Sunrise House Youth Emergency Shelter	Emergency Shelter
Odyssey House Emergency Shelter	Emergency Shelter
Aurora Home	Transitional Housing
Rising Above Residential Treatment	Addiction Treatment
Alberta Health Services facilities (QEII Hospital, Northern Addictions Centre, Youth Detox and Stabilization)	Systems
Provincial Corrections facilities	Systems
RCMP municipal holding cells	Systems
Street Count (various routes including hotel/motel locations)	Street Count

The 2018 Count was planned by the City of Grande Prairie in partnership with a community-based planning committee and Alberta's 7 Cities Network. The Government of Canada, Homelessness Partnering Strategy provided a portion of the funding for the Count. The Government of Alberta – Community and Social Services provides core support for Grande Prairie's work to address homelessness. For more information visit www.cityofgp.com/pitcount.

Introduction

On April 11, 2018, Grande Prairie conducted its sixth bi-annual Point in Time Count of homelessness (Count) since 2006. During the Count, 228 people were counted as experiencing homelessness.

A Point in Time Count is a community effort yielding rich information about people who are experiencing homelessness in a specific place on a specific date. Volunteer surveyors raise awareness by talking with everyone that they meet on the streets, in shelters and in other Count locations about housing and homelessness.

The City of Grande Prairie coordinates a bi-annual Count as part of its work toward ending homelessness. For 2018, Grande Prairie also contributed local Count data to “Everyone Counts”, a national Count funded in part by the Federal Homelessness Partnering Strategy. 2018 was a landmark year for Grande Prairie’s Count in many ways, building on the methods refinements of 2016 and resulting in many connections with people experiencing homelessness.

Housing and Homelessness in Grande Prairie

Grande Prairie began to address homelessness using a Housing First approach in 2009. Currently, people experiencing homelessness in Grande Prairie access a Centralized Assessment team that will connect them to housing teams, which deliver financial support and case management to help maintain housing long term. People who are at risk of homelessness have access to Housing Loss Prevention programming. An overview of Grande Prairie’s housing first and prevention supports is below in Figure 1.

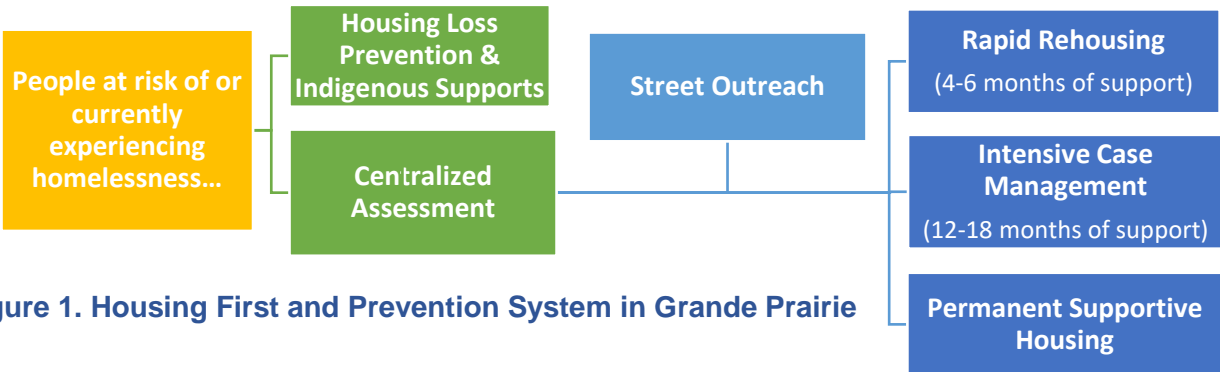


Figure 1. Housing First and Prevention System in Grande Prairie

The City of Grande Prairie supports local Housing First and Prevention programs with funding from the Province of Alberta, Community and Social Services and the Federal Homelessness Partnering Strategy. Between 2009 and 2018, 1255 people have gained stable housing in Grande Prairie through Housing First programs. During 2017-18 alone, 94 people gained stable housing.

Broader Trends: Leading up to 2018

Between mid-2014 and early 2016, Alberta's economy experienced economic decline. Although signs of improvement began to show in 2016, Grande Prairie residents continue to feel the effect of the downturn into 2018. As a regional hub for Alberta's northern resource industry and smaller northwestern communities, Grande Prairie experiences boom and bust cycles that exacerbate existing inequalities. For example, a vacancy rate decrease in the rental market disproportionately decreases housing stability and access to housing for tenants who come with issues including homeless experience, when property owners have the opportunity to accommodate different renters. Many new people also come to Grande Prairie from elsewhere in Alberta and Canada during boom periods, increasing the level of competition for housing and jobs. In addition to economic trends, increasing deaths related to opioid overdose have affected all Grande Prairie residents.

Employment: In March 2018, 1430 Grande Prairie residents were receiving Employment Insurance (EI) benefits, down from 2540 in October 2016 (last Point in Time Count) (Statistics Canada, 2016). Unemployment decreased as well, from 7.8% in March 2017 to 5.1% in March 2018 (Alberta, 2018).

Rental Market: The vacancy rate in Grande Prairie swung from 1.2% in 2014, to 19% in 2016, to 4.9% in October 2017 (CMHC, 2018), creating tumult in the local rental market. With significant changes occurring over a short period, local renters have faced uncertainty in terms of housing stability.

Poverty: Over 17% of Grande Prairie residents were experiencing housing affordability challenges and about 1 in 10 were considered low income according to the most recent data (Statistics Canada, 2011).

Population: The City of Grande Prairie has grown steadily during the past decade to 63,166 people in 2016 (Statistics Canada, 2018). The City conducted its most recent municipal census between April and June 2018, with further growth expected since the national census in 2016. The timing of the municipal census overlapped with the Point in Time Count, providing an opportunity to draw information from comparisons once the results are available later in 2018.

Opioid Crisis: Grande Prairie has seen increased deaths related to fentanyl, from 10 in 2016, to 27 in 2017¹. Leading up to the Count in 2018, Grande Prairie had already seen three deaths related to fentanyl (Alberta Health, 2018). A municipal task force has been formed to address the crisis locally. In addition a mobile supervised consumption site is in planning stages and should begin operation in 2018. Although only a portion of fentanyl related deaths have affected people experiencing homelessness, those that have occurred have taken a significant toll on the homeless population as well as service agency staff.

¹ Rate of death related to fentanyl overdose per 100,000 persons in 2016 was 13.5 Rate in 2017 was 36.4, the highest among Alberta's seven largest cities.

Methodology

Two staff from the City of Grande Prairie coordinated the 2018 Point in Time Count in partnership with a community-based Planning Committee. The Count Coordinator also met weekly with Alberta's 7 Cities Network during the months leading up to the Count to develop a harmonized methodology for a province-wide Count that would align with the national Count. An overview of methodology and the development process is below:

Coordination with Alberta's 7 Cities to Develop Aligned Methodology

Alberta's 7 Cities is a network of provincially funded centres, including Fort McMurray, Grande Prairie, Edmonton, Red Deer, Calgary, Lethbridge and Medicine Hat that use Housing First programming to end homelessness. Turner Strategies led alignment discussions between Count coordinators from each of the 7 Cities, liaised with provincial systems data partners and ensured alignment with guidelines set out by the Homelessness Partnering Strategy for the national Count.

Meetings between 7 Cities and Turner Strategies were held between August 2017 and June 2018.

7 Cities Changes in Method: 2016 to 2018

Major changes in method between the 7 Cities 2016 to 2018 Counts include:

- All cities moved to a mobile, online survey using Harvest Your Data
- All cities used an identical survey, without any unique local questions
- All cities included an observed tally of homelessness and reported on observed encampments
- The scope of transitional housing was expanded, introducing new facilities to the Count in certain cities and removing some facilities in other cities
- Volunteer coverage was consistent across cities
- All cities provided honouraria for respondents
- Some provincial questions were replaced with federal questions to align with the national Count. For example, number of days homeless within the past three years was replaced with number of days homeless within the past year
- All cities moved from a fall count (October) to a spring count (April) to align with the national Count
- Systems data was successfully obtained directly from correctional and health facilities at a provincial level and used in all cities

Data Sources

Grande Prairie's "Count Total" is based on a combination of administrative and survey data. Analysis for this report was done either using administrative/survey data for the "Count Total" group or survey data alone. For an overview of collected data type by location, see Appendix A.

1. Administrative Data

Administrative data is the basic information that organizations routinely and systematically gather from the people that they support or serve. NOTE: Admin data will include 100% of people at a specific location, while survey data will only account for a percent of the total (surveys are voluntary). This is important for understanding data presented later in this report. For example, administrative data from shelters includes 161 people, while we only completed 129 surveys overall.

Local: The City of Grande Prairie gathered administrative data from all local organizations that provide shelter, residential treatment or short-term transitional housing to individuals experiencing homelessness. Information submitted by these organizations included the number of individuals

residing at the organization on the night of the Count, age, gender, ethnicity and any accompanying dependents.

Provincial: Turner Strategies liaised with Provincial contacts to facilitate sharing of administrative data with 7 Cities members from the Government of Alberta, Community and Social Services (AB Supports or AISH-sponsored Hotel/Motel stays), Alberta Health Services (health facilities including QEII hospital), and Justice Solicitor General (provincial corrections facilities). Provincial contacts shared the age, gender and ethnicity of individuals identified as experiencing homelessness prior to being in a sponsored hotel/motel, health facility or corrections facility. Many people experiencing homelessness upon entry to systems return to homelessness upon discharge. The 7 Cities have included systems data since 2016 as an effort to gain a more complete picture of homelessness in systems to facilitate effective targeting of resources.

2. Surveys

Count Survey: Alberta's 7 Cities developed a standard survey consisting of screening and core questions, based on the survey developed by the Homelessness Partnering Strategy and Canadian Observatory on Homelessness. A mobile/online version of the survey was created for all cities to share using Harvest Your Data. Volunteers used their own devices to complete the survey on the night of the Count. 129 surveys were completed in Grande Prairie.

Perception Survey: In Grande Prairie, volunteers also had a companion "Perceptions Survey" to complete with people who were screened out of the Point in Time Count survey (were not homeless). The Perceptions Survey asked people for their thoughts on homelessness in the community, personal experience with homelessness and whether they knew where to turn for help should homelessness touch their life in the future. 68 perception surveys were completed.

Appendix B contains a copy of both surveys used during the 2018 Count.

Developing the Count Total Using Administrative and Survey Data

All facilities in Grande Prairie that fit within the scope of the Count submitted administrative occupancy and demographic numbers, making up the majority of Grande Prairie's Count Total. In addition to local administrative data, we added data from Alberta Health Services and Provincial Corrections, and anyone who completed a survey and reported that they were unsheltered on the night of the Count. An overview of the data used to develop the Count Total is below in Table 1.

Table 1. 2018 Count Total	Number of People	Data Source Used
Street Survey	11	Survey
Observed Encampment	0	Observed Tally
Emergency Shelter	139	Administrative
Transitional Housing	*	Administrative
Detox/Treatment	32	Administrative
Alberta Health Services	*	Administrative
Alberta Supports	22	Administrative
Provincial Corrections and Municipal Holding Cells	15	Administrative
Total	228	

*suppressed for public reporting for confidentiality reasons: total less than 10

Transitional Housing

A decision matrix, developed by the 7 Cities and Turner Strategies, determined which transitional housing facilities were included in each city. In general:

- **Included:** Facilities where residents continue to experience relatively high instability (eg. length of stay less than 1 year and/or high rate of eviction)
- **Excluded:** Facilities where residents experience relatively low instability (eg. length of stay up to/beyond 2 years and low rate of eviction).

Although Grande Prairie's Count Total does not include residents in relatively stable, "long-term" transitional housing facilities, they are still discussed in this report since their experiences contribute to our overall understanding of homelessness.

Street Coverage Zones

Historic Count maps, the Planning Committee and the Street Outreach team were consulted to establish coverage zones in core, parks and known areas. The City's GIS team translated the information about coverage zones into custom online and print maps.

Volunteer teams walked through their zones between 7:00 and 10:00p.m. and Street Outreach teams covered parks and known locations until 11:00p.m. Volunteers wore high visibility vests and identification, and carried flashlights, first aid kits and other supplies. Teams checked in via text message with the Count coordinators every 30 minutes on the night of the Count.

Surveys at Shelter and Provisional Housing Organizations

Surveys were conducted at shelters, residential treatment and transitional housing locations. The Planning Committee helped to develop the complete list of locations and the Count coordinators met with each shelter and provisional housing provider to discuss the type of housing provided and the population supported to assess whether the location fit within the scope of the Count. An overview of organizations that participated as survey locations is available in Appendix A.

Volunteers

58 volunteers participated in the 2018 Count. Volunteers attended one training session before the Count, where they learned how to deliver the survey using Harvest Your Data on mobile devices. Many volunteers had experience in previous Counts and were working for local organizations that are part of the homeless serving sector. General community members also participated. 2018 was the first year where Count volunteers were offered separate naloxone training and encouraged to bring naloxone kits along with them if they had received training.

Representation Rate

The overall representation rate in 2018 (surveys completed compared to total enumerated) was 57%. Note that it is not possible to calculate a response rate for the total population of people experiencing homelessness in Grande Prairie since the total population is unknown.

Limitations

Point in Time Count Method: A Point in Time Count does not produce a complete picture of homelessness. Rather, a Count produces an indication of the nature of homelessness in a specific place at a specific point in time.

Double Counting: Count surveys were completed anonymously over three hours resulting in a possibility of double counting in survey data. This is part of why we use administrative data wherever possible to produce the Count total.

Comparability: Changes in method reduce our ability to draw conclusions from comparisons between Count Totals over time. Table 2 contains an overview of Count methods over the years. Changes are made in an effort to improve each Count, where the benefit outweighs the cost of limiting comparability.

Beginning in 2014, Grande Prairie also began to make changes to method in alignment with Alberta's 7 Cities and in 2018, to align with the Homelessness Partnering Strategy national Count.

Table 2: Highlights in Methods Changes – 2006 to 2018

Year	Count	Date	Time	Hours	Note
2006	179	Jun 29	8:00a.m. – 7:00p.m.	11	Summer Count. 11-Hour Count.
2008	122	Dec 11	4 – 8:00p.m.	4	Winter Count
2012	200	Sep 13	Various	24	24-Hour Count
2014	166	Oct 23	Street: 4 - 8:00p.m. Shelters: 4:00p.m. to 12:00a.m.	4 8	First Count in collaboration with 7 Cities.
2016	127	Oct 19	7:00-10:00p.m.	3	Broadened scope to include provisionally accommodated individuals and systems. Refined use of survey and administrative data to develop Count Total.
2018	228	Apr 11	7:00-10:00p.m.	3	Moved from fall to spring Count to align with national Point in Time Count. Received and included admin data from Alberta Health Services for the first time.

Counting people who are unsheltered: People experiencing unsheltered homelessness can be difficult to find during a Count, and may even avoid volunteers. We sent specialized teams of volunteers into areas where unsheltered people might have been spending the night. Leading up to the Count the Street Outreach Team and Parks staff kept us informed of known locations.

Counting people experiencing hidden homelessness: People couch surfing with family or friends, or staying hotel/motels may not access homeless supports or services, or congregate in street locations. The number of people counted as experiencing hidden homelessness in this report is likely much lower than the actual number in Grande Prairie, which is why it is included separately from the Count Total.

Survey Administration: New in 2018 was the use of the Harvest Your Data app to collect surveys using mobile phones or tablets. Using the app reduced many surveyor errors by auto-skipping questions as appropriate, and eliminating unclear, hand-written answers. However, the app was also difficult for some volunteers to navigate and reportedly resulted in some respondents ending the survey early.

Survey Responses: All survey responses were self-reported and not otherwise verified. Respondents also had the option of declining to answer any question. Surveyor bias could also have affected the survey responses.

Administrative Data: Administrative data from local and provincial organizations was assumed to be correct and not otherwise verified. Some provincial administrative data did not include demographics.

Count Total

228 people were counted as experiencing homelessness in Grande Prairie in the night of April 11, 2018. This is an increase from 127 people in 2016.

Key Demographics

The following section provides an overview of demographics based on the administrative and survey data used to develop the Count Total. Where a response was recorded as “unknown” or “no response” the record was removed to calculate percentages. Comparison is provided where the combination of admin and survey data used to develop the Count total differs from survey data alone. This is to show the difference in samples as well as the difference between admin and self-reported survey data.

Gender

63% of people counted in Grande Prairie were male, while 37% were female, consistent with previous Counts. A number of people also reported other gender identities, but due to small number the result is not reported here to protect privacy. In Alberta overall, transgender individuals accounted for 0.2% of the homeless population, and Grande Prairie respondents reported the highest proportion of transgender/other individuals among the 7 Cities.

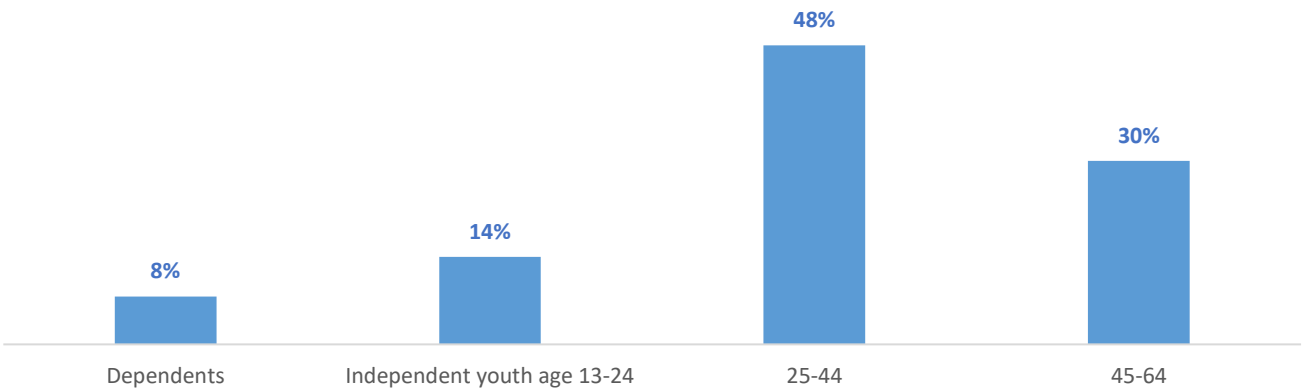
People who identify as women or transgender/other genders are under-represented in the Count as both groups often experience hidden homelessness.

Age

The largest group of people experiencing homelessness in Grande Prairie and included in the Count Total were adults age 25-44 (48%). Youth, including dependents, made up 22% of the Count Total (48 people).

Seniors are underrepresented, making up 0% of the Count Total², compared to 7% of the general population (Statistics Canada, 2018). Social exclusion, lack of access to basic physical needs, mental health issues and addiction can result in reduced life expectancy for people experiencing homelessness.

Count Total: Age

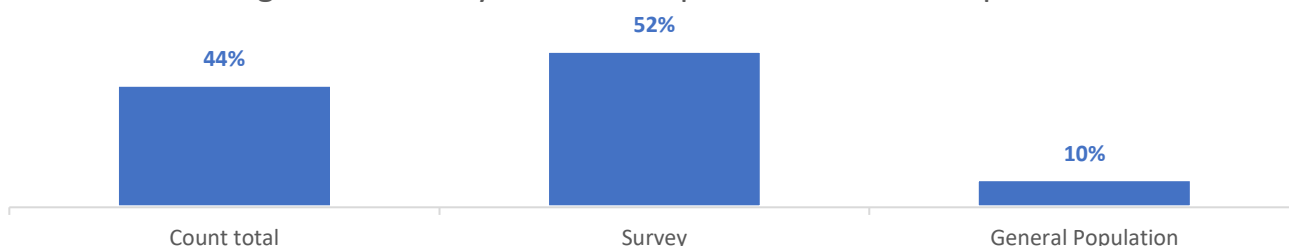


² When survey data is used exclusively a small proportion of people were senior. Due to small number, the actual proportion is suppressed for public reporting.
City of Grande Prairie 2018 Point in Time Count Final Report

Indigenous Identity

Indigenous people continue to be overrepresented in Grande Prairie's homeless population, with 44% of people included in the Count Total identifying as indigenous compared to only 10% in the general population. When survey responses are reviewed independently, 52% of respondents self-identified as indigenous.

Indigenous Identity: Count Compared to General Population



Families, Couples

9 families were staying in Odyssey House emergency shelter for women on the night of the Count and included in the Count Total. Odyssey House is the shelter for women, with or without children families in Grande Prairie, with a primary role of supporting families seeking safety from domestic violence. Two-parent or male-led families occasionally finding support from AB Supports or AISH to stay for short periods in hotel/motel locations.

11 couples without children completed surveys on the night of the Count. The majority of these couples were sponsored by AB Supports or AISH for a hotel/motel stay.

Demographic Overview by Sub-Groups

Table 3 provides an overview of demographics by sub-groups. The highest proportion for each demographic category has been bolded. Notes: 1) although transgender/other responses were provided for gender, they have been suppressed for public reporting to protect privacy due to small number, 2) survey data does not include ethnicity for dependents – indigenous sub-group analysis using surveys therefore does not include dependents 3) admin data includes dependents.

Sub-Group	Data Source	Male	Female	Indigenous	Youth
Count Total	Admin and survey data for 228 people	63%	37%	44%	22%
Surveys Only	Survey data for 129 people	52%	48%	52%	25%
Emergency Sheltered	Admin data for 161 people	58%	42%	48%	26%
Chronic Homeless	Survey data for 56 people	65%	35%	58%	19%
Indigenous	Survey data for 60 people ³	49%	51%	100%	17%
Youth	Admin data for 48 independent and dependent youth	64%	46%	52%	100%

³According to administrative data (including dependents), 26% of indigenous people counted were youth age 0-24.

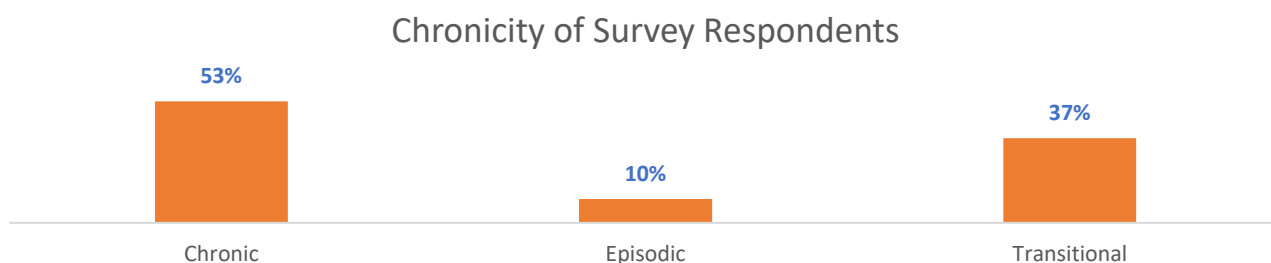
Count Results – Survey Responses

Not everyone included in the Count total (228 people) was able to complete a survey on the night of the Count. This includes people who were in provincial corrections facilities, medically unstable (health facilities/detox), people our volunteers were not able to speak with directly or people who chose not to participate in the survey. People who did complete the survey were able to provide additional insight into their experience – overall, 129 surveys were completed.

Chronicity

Volunteers asked people how many times and how many days they had experienced homelessness during the past 12 months. People who reported being homeless for 180 or more days out of the past 12 months were categorized as chronically homeless. People who reported less than 180 days but more than three episodes of homelessness in the past 12 months were categorized as episodically homeless. Some people reported experiencing homelessness for less than 180 days and less than 3 times – these people were categorized as transitionally homeless.

53% of people surveyed reported that they were currently experiencing chronic homelessness (56 people). 10% of people surveyed reported experiencing episodic homelessness, and the remaining 37% were transitionally homeless. Seven people (18%) experiencing transitional homelessness were on the verge of chronic homelessness, reporting 120 or more (but less than 180) days homeless in the past 12 months.



Shelter Type/Sleeping Location

The majority of survey respondents (60%) reported that they would be sleeping at an emergency shelter on the night of the Count, which is consistent with the Count Total. Table 4 shows a comparison of sleeping location between the Count Total, Surveys and key sub groups.

Table 4. Sleeping Location	Count Total	Surveys	Chronic	Indigenous	Youth ⁴
Emergency Shelter	61%	60%	50%	48%	73%
Treatment	14%	13%	9%	15%	12%
Motel/hotel	10%	13%	21%	20%	4%
Incarcerated	5%	-	-	-	-
Respondent doesn't know	2%	3%	5%	2%	-
Other unsheltered location	2%	3%	5%	3%	8%
Transitional Housing	2%	2%	2%	2%	-
Hospital	2%	4%	4%	5%	<1%
RCMP, local holding cell	1%	-	-	-	-
Public space	1%	2%	4%	4%	-

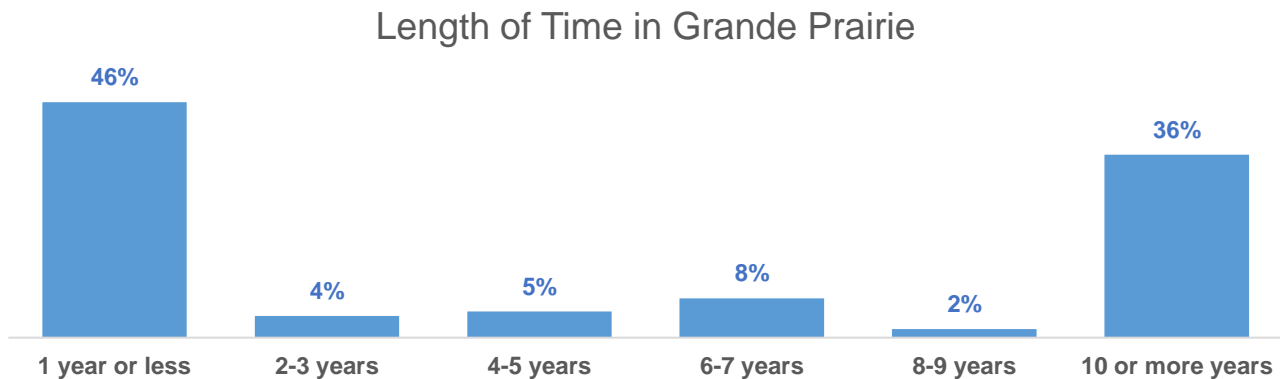
⁴ Includes dependent and independent youth 0-24yrs

Emergency Shelter Use

84% of survey respondents had stayed in an emergency shelter within the past 12 months, while 16% of respondents reported that they had not. Looking at responses from people who reported not staying in emergency shelters in the past 12 months, we see a higher proportion of transgender, bisexual or other sexual orientation reported (22%) than in the general survey or Count Total groups.

Length of Time in Grande Prairie

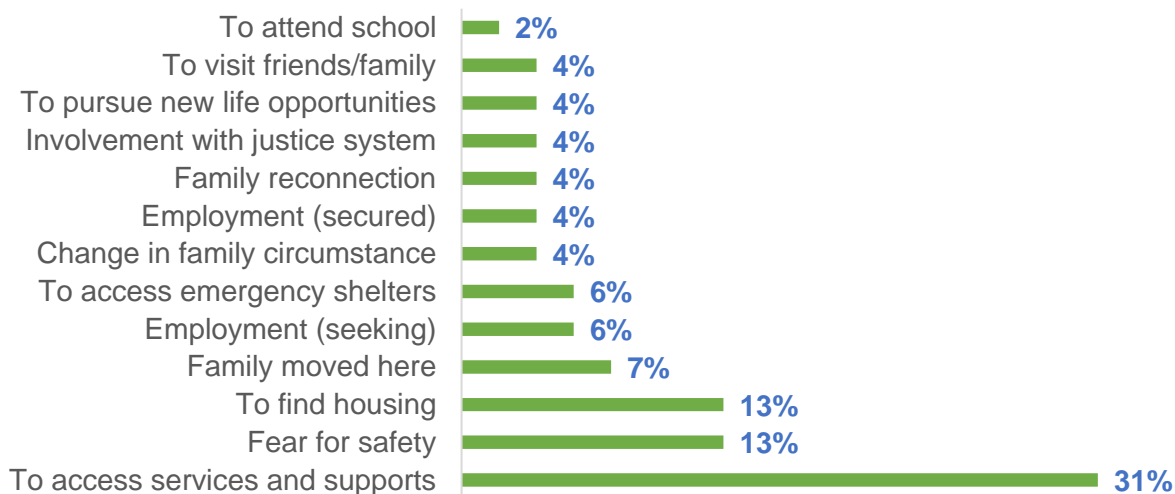
42 people (36%) were either from Grande Prairie or had lived in Grande Prairie for 10 or more years, while 54 people (46%) reported that they had been in Grande Prairie for one year or less. Note that total percent in the chart below does not add up to 100% due to rounding.



Reason for Coming to Grande Prairie within the Past Year

For the first time, people who reported that they were new to Grande Prairie were asked what brought them to the city. 31% of responses fell into the category “to access services and supports”, followed by 13% “fear for safety” and 13% “to find housing”.

Reason for coming to Grande Prairie within the past year



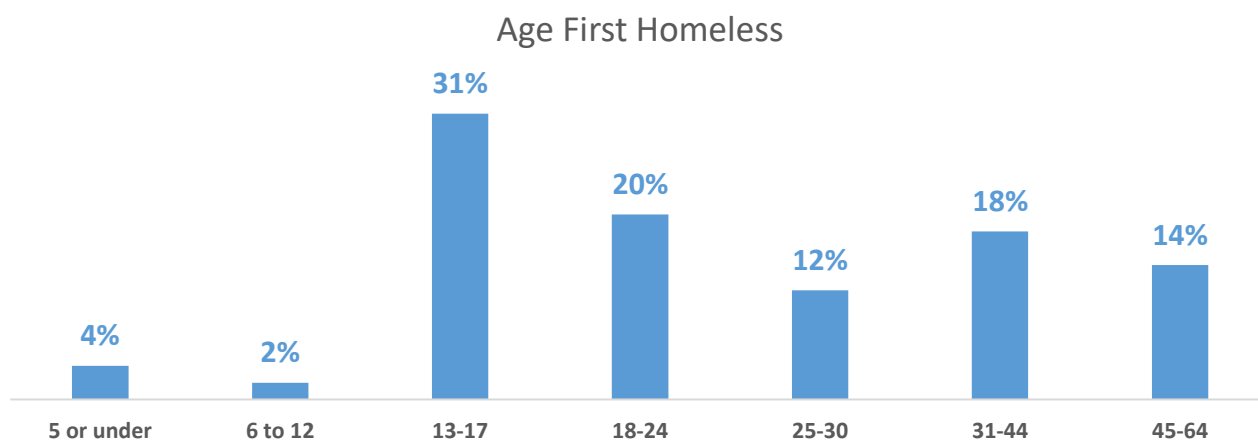
Citizenship

Although there were people in Grande Prairie who reported coming to Canada as an immigrant or refugee the data is not included at the city-level here due to small numbers.

Across Alberta's 7 Cities, 5.1% of respondents reported that they had immigrated to Canada, 1.1% reported that they were a refugee, and 2.3% reported that they were a refugee claimant. The majority of immigrant, refugee and refugee claimant respondents were located in Calgary and Edmonton.

Age First Homeless

56% of respondents reported experiencing homelessness for the first time as youth. The average age first homeless was 26 years. Note that percent in the chart below does not add up to 100% due to rounding



Looking more closely at the group of people who experienced homelessness for the first time as youth, we see some interesting differences from the overall Survey group:

- 73% were staying in an emergency shelter on the night of the Count
- 60% were indigenous
- 64% were chronically homeless
- At the time of the Count, the majority (68%) of these respondents were over age 24.

LGBTQ2S+

10% of those who provided their sexual orientation for the survey identified as LGBTQ2S+⁵ and many of these people had experienced homelessness for the first time as youth.

People who identify as LGBTQ2S+ are overrepresented in homeless populations. In particular, LGBTQ2S+ youth may represent up to 40% of youth experiencing homelessness (Abramovich, 2012) (HUD, 2016). In contrast, estimates of sexual orientation in Canada suggest that 1.7% of the general population would identify as gay or lesbian and 1.3% as bisexual (Statistics Canada, 2015). People who identify as LGBTQ2S+ often experience homelessness as a result of discrimination and family conflict.

⁵ This percent is not out of 228 people, as some respondents chose not to answer this question. The total number of LGBTQ2S+ respondents is not reported or broken down into more detail to protect privacy.
City of Grande Prairie 2018 Point in Time Count Final Report

Service in the Canadian Forces and RCMP

Although there were veterans in Grande Prairie, due to the small number of responses, data is not included at the city-level here. Across Alberta, 7% of respondents served in the Canadian military and/or the RCMP.

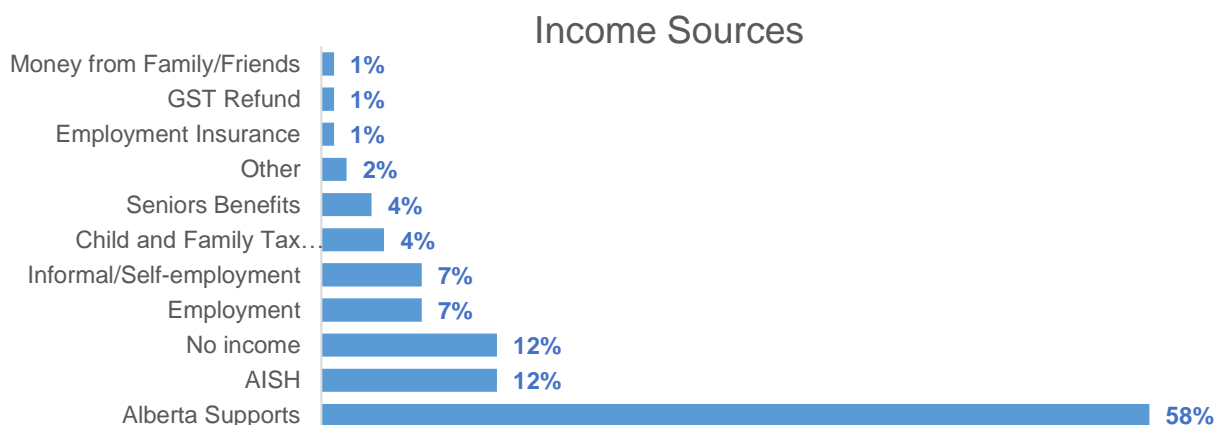
Reason for Housing Loss

Many people reported more than one reason for housing loss, with addiction and substance use as the most common response, followed by unable to pay for housing costs and abuse by spouse or partner.



Income

The majority of respondents reported some form of income, although the amount of annual income is unknown. Just over half of survey respondents reported that they had welfare/social assistance income through Alberta Supports.



Looking Closer at Key Issues

Focus on Chronic Homelessness

For this report, chronic homelessness refers specifically to people who reported homelessness for more than 180 days out of the past year. People who have been homeless for long periods face severe challenges to housing and social inclusion due to struggles with addiction, mental health, trauma, physical health, legal/justice issues, victimization and discrimination.

Intensive supports are often essential to help people who have experienced chronic homelessness to obtain and maintain stable housing. These supports can be provided in many ways, but one key way is via a Permanent Supportive Housing programs. Along with the social/human argument for focusing efforts on ending chronic homelessness, there is an economic argument for investment of resources in moving people experiencing chronic homelessness into housing with supports, since chronic homelessness is accompanied by heavy use of health and justice systems.

Who was experiencing chronic homelessness? 56 people reported being chronically homeless in Grande Prairie during our 2018 Count. In addition, several people were on the verge of chronic homelessness, reporting 120 or more (but less than 180) days homeless in the past year.

Many people who experience chronic homelessness as adults **began experiencing homelessness as youth** (Gaetz, Gulliver, & Richter, 2014). This evidence is supported by findings from our 2018 Count, where **68%** of survey respondents who were experiencing chronic homelessness reported that they experienced homelessness for the first time at or before age 24.

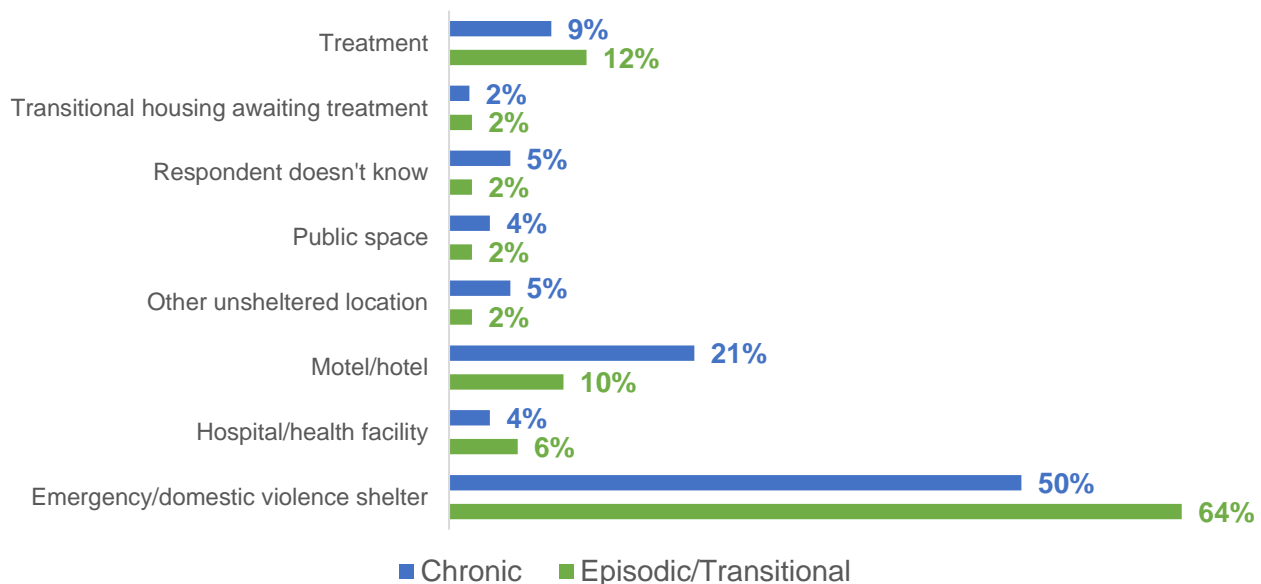
When we compare the demographic attributes of those experiencing chronic homelessness to those experiencing episodic or transitional homelessness there are some key differences, shown in Table 6. For example, a higher proportion of people who were chronically homeless identified as male, indigenous or youth.

Table 6. Comparison of episodic/transitional and chronic homelessness		
	Episodic or Transitional	Chronic
Male	45%	65%
Female	55%	35%
Indigenous	48%	58%
Youth (0-24)	11%	19%

In addition to demographic differences, people experiencing chronic homelessness reported using slightly different forms of shelter than people experiencing episodic or transitional homelessness.

Notably, a higher proportion of people experiencing chronic homelessness were staying at a hotel/motel and a lower proportion were using an emergency shelter or staying in treatment.

Episodic/Transitional vs Chronic: Sleeping Location



What is Grande Prairie's approach to ending chronic homelessness?

People who are experiencing chronic homelessness are placed at the top of Grande Prairie's waiting list for support from a Housing First team. Once referred to a Housing First team people receive intensive supports, including in-home visits and financial assistance for whatever period of time is necessary. Some people will be able to move to independence within 12-18 months, while many people will require longer term support.

Grande Prairie's Centralized Assessment team visits shelters and works with the Street Outreach team to connect people experiencing homelessness to Housing Teams. Grande Prairie is also developing a comprehensive "by-name list", where multiple organizations supporting people experiencing homelessness contribute names (with consent from each person) to a central list.

Of particular importance for ending chronic homelessness in Grande Prairie is development of more Permanent Supportive Housing resources. Currently there is one "scattered-site" team, where participants with complex needs are supported in rental units scattered throughout the city. Work is being done to establish "congregate-sites", where participants are supported by a Housing First team in rental units in a single building. Congregate site, permanent supportive housing buildings are monitored 24-hours per day to assist residents in managing tenancy issues and address complex issues. Engagement with Alberta Health Services is key in congregate sites to ensure addiction and mental health supports are provided onsite as needed.

Focus on Hidden Homelessness

During 2017 and early 2018, outreach staff became increasingly aware of people using hotels/motels as a primary residence, either sponsored by an organization or paid for independently. The living conditions of these rooms were suspected to be poor, often with multiple people living in each room. When considering this trend in the context of a Point in Time Count, the Count Planning Committee saw the opportunity to learn more about hidden homelessness in hotels/motels by including outreach at known hotels/motels as Count routes.

This new approach, paired with the street surveys, resulted in our highest ever count of people experiencing hidden homelessness⁶. Despite this, we know that we are still under-counting and that hidden homelessness is a much larger issue in the community.

Who was counted as experiencing hidden homelessness? In Grande Prairie, **32 people** were counted as experiencing hidden homelessness during our 2018 Count. Because we know this is an under-representation, and the known congregation of people in specific motel/hotels in Grande Prairie during 2018 was unusual, these people are not included in the Count Total of 228. Rather, they are included and highlighted as a separate number. In addition, the information that follows represents only those people who completed surveys with Outreach staff during the Count, and not the entire population of people experiencing hidden homelessness.

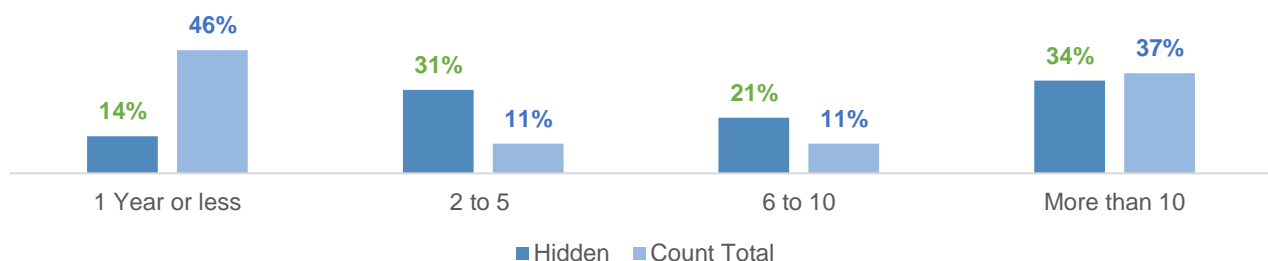
According to the literature, it is estimated that more women and people identifying as transgender/other experience hidden homelessness than men. This is reflected somewhat in the gender ratio for Grande Prairie's hidden homeless Count: 53% female, 47% male. In contrast, the Count Total showed 37% female and 63% male, providing an example of how traditional methodology for a Point in Time Count does not capture hidden homelessness.

75% of people reporting hidden homelessness were also **chronically homeless**, compared to 53% of people included in the Count Total. People experiencing chronic homelessness face barriers to all forms of housing.

59% of hidden homeless respondents identified as indigenous and 13% were youth (18-24yrs).

Only 14% of people who reported hidden homelessness were new to Grande Prairie within 1 year, compared to 46% of people included in the Count Total.

Hidden vs Count Total: Time Spent in Grande Prairie



⁶ People who were sponsored by AB Supports or AISH are included as “emergency sheltered” in the Count Total, and are not included in this section as they are not “hidden homeless”. Only those staying with family or friends, or paying for a hotel room themselves, or staying with someone else who was paying for a hotel room, are included here.

Focus on Long Term Transitional Housing and Homelessness

Administrative data was collected from Serenity Place and Rotary House (second floor) as “long-term transitional housing”. People in these housing programs can have a reasonable expectation of stability while in the program, but in the long term may experience a return to homelessness.

Serenity Place provides affordable and supportive “second stage” housing for single women and female-led families who have left situations of domestic violence and require longer term assistance to move from Odyssey House shelter back to permanent housing. Serenity Place residents can stay for up to two years and receive visits and support from a support worker throughout their stay. Very few evictions occur in Serenity Place, meaning that tenancy is relatively stable. Over the past year Serenity Place has seen increased demand for housing, and has been unable to meet local need.

Rotary House, known as the city’s primary emergency shelter, also contains 12 units of transitional housing with a length of stay up to two years⁷. The housing units in Rotary House are bachelor rooms, accommodating single adults. Residents here can technically expect stability in their tenancy, but due to complex issues, many residents do face eviction prior to their two-year end of stay. Up until mid-2018 (including the time around the Count) Rotary House was operating these units as permanent housing, which is why they were not included in the 2018 Count. If the move to transitional housing is complete by 2020, people living in these units may be included in the Count.

Who was in long-term transitional housing?

40 people, including 15 children/youth in 8 different families, were staying in long term transitional housing programs in Grande Prairie during the 2018 Count. The majority were either working or middle-aged adults (25-64 years). Just over half of residents (including dependents) were female, while just under half were male. 30% were indigenous.

Focus on Community Perception

During a Point in Time Count, volunteers are expected to approach everyone that they meet in order to talk about homelessness. To help make volunteers more comfortable in approaching everyone and to take advantage of the opportunity to learn about general public perceptions of homelessness, we created a brief “perceptions survey”. Volunteers conducted the perceptions survey with anyone who agreed to participate in the Count, but not experiencing homelessness. For example, volunteers would complete a perception survey with someone who reported that they were staying at their own place on the night of the Count. Perceptions survey respondents were provided with a Street Survival Guide containing an inventory of community services, and contact information for the Centralized Assessment and Street Outreach teams.

68 perceptions surveys were completed on the night of the Count. The majority of perception survey respondents were male (65%) and 78% were over age 25.

Volunteers found that the perceptions survey was a unique opportunity to speak with people about homelessness. Unexpectedly, 29% of respondents had a friend or family member who had experienced homelessness, and 32% had personally experienced homelessness. Just over half of respondents reported that they would know where to find assistance if they or someone they knew were to experience homelessness or housing instability in the future.

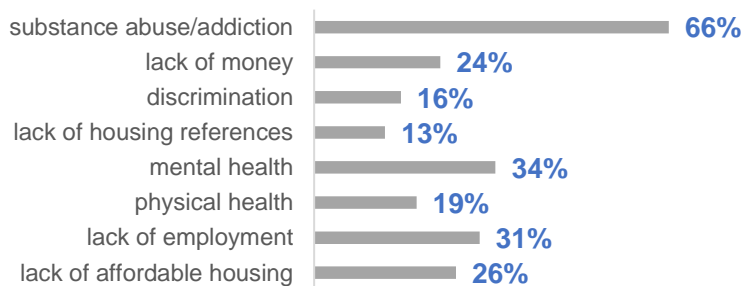
Results from the perceptions survey are illustrated in the following charts.

⁷ Rotary also contains 20 units of permanent housing on the 3rd floor, which are not included in this report.
City of Grande Prairie 2018 Point in Time Count Final Report

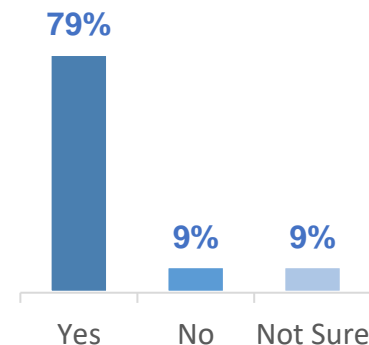
Have you, a friend or family member ever experienced homelessness?



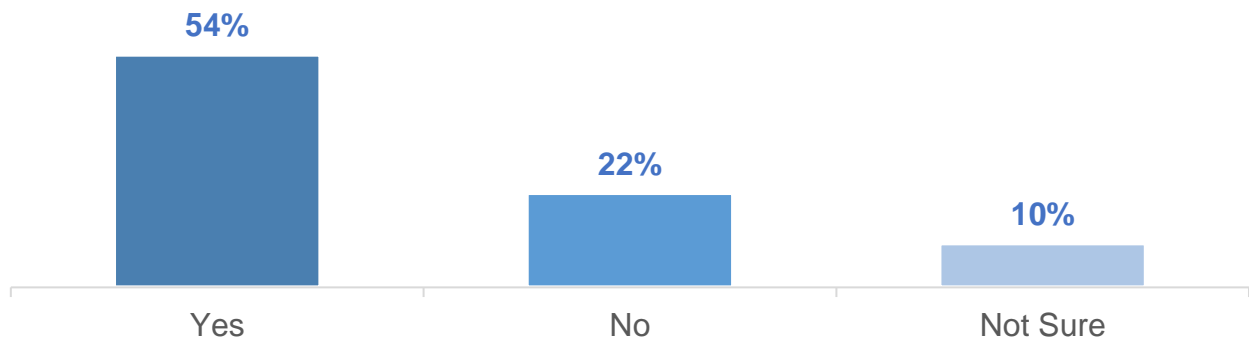
In your opinion, what are some of the reasons people experience homelessness?



Do you think homelessness is an issue in Grande Prairie?



If you a friend or family member were to experience housing instability or homelessness in the future, would you know where to find help?



Information about community perception can be useful in helping to direct resources and enhance awareness of available resources around homelessness/housing as community issues. It would also allow for the collection of information from people who have recently been homeless, but who aren't homeless on the night of the Count. The 2018 perception survey is a small sampling, and a more comprehensive and systematic sampling of community perception would be of value.

Conclusion

Grande Prairie's 2018 Count found 228 people experiencing homelessness on the night of April 11, 2018, our highest count to date. Improvements and changes in Count method, reported in-migration of people experiencing homelessness and major swings in the rental market contributed to the increase. In addition to confirming a community feeling that there are many people experiencing homelessness in the city, the results from the 2018 Count are an indication that a strong focus needs to be on chronic, youth and indigenous homelessness.

Grande Prairie's Point in Time Count Planning Committee was essential for ensuring that Grande Prairie's Count responded to and reflected local issues. Collaboration with Alberta's 7 Cities and the Homelessness Partnering Strategy were also important for producing a Count that could be reported as part of both provincial and national Counts.

Moving toward 2020 we will continue developing a unique and community-specific approach to understanding homelessness, including a focus on youth and hidden homelessness. This will further the work to understand the extent of homelessness in the City of Grande Prairie and enhance our ability to provide support to surrounding rural areas where there is interest in conducting independent period prevalence counts.

Acknowledgements

Grande Prairie's 2016 Point in Time Count benefited from the participation of a Count Planning Committee and community volunteers. Local organizations also contributed by providing advice, administrative data, survey locations and staff to cover routes designated for specialized survey teams. Local organizations involved in the Count included:

Emergency Shelters

- Odyssey House Women's Emergency Shelter – Admin Data, Staff and Survey Location
- Rotary House Emergency Shelter – Admin Data and Survey Location
- Sunrise House Youth Emergency Shelter – Admin Data, Staff and Survey Location

Health, Residential Treatment, Justice, Transitional Housing

- Aurora Home – Admin Data and Survey Location
- Northern Addictions Centre – Admin Data and Survey Location
- Queen Elizabeth II Hospital (QEII) – Admin Data
- RCMP – Admin Data
- Rising Above – Admin Data and Survey Location
- Serenity Place – Admin Data, Staff and Survey Location

Homeless Initiatives Service Providers

- Accredited Supportive Living Services – Designated Routes Survey Team
- Centerpoint Facilitation Inc – Designated Routes Survey Team
- HIV North – Designated Routes Survey Team
- The Canadian Mental Health Association – Designated Routes Survey Team
- The YMCA of Northwestern Alberta – Designated Routes Survey Team

Other Contributors

- City of Grande Prairie, Crime Prevention
- City of Grande Prairie, Geographic Information Systems
- Grande Prairie PACT Team (Police and Crisis Team – on call support)
- Montrose Cultural Centre – Survey Location

Count Planning Committee members included:

Crystal Surrette - Hillside Community Association
Cynthia Morgan - YMCA of Northern Alberta
Forrest McGregor - Coordinator
Gaynor Holec - YMCA; Voice for the Voiceless
Gracie Boake - Sunrise House
Jo-anne Merrilees - Canadian Mental Health Association
Jodi Morris - Sunrise House
Kathy Lambert - Rotary House
Kristi Lea - City of Grande Prairie

Lindsay Loset - HIV North
Marcel Madore - Voice for the Voiceless
Maureen Laboucan - Grande Prairie Friendship Centre
Pam Bayly - Rotary House
Patrick Brady - Community Member
Terri Sudnik - Assistant Coordinator
Additional input from Voice for the Voiceless members, Johnny Fortune (HIV North), Jenn Baird (HIV North).

References

- Abramovich, A. (2012). No Safe Place to Go: LGBTQ Youth Homelessness in Canada: Reviewing the Literature. *Canadian Journal of Children and Youth*, 29-51.
- Alberta. (2018). *Alberta Regional Labour Market Overview*. Retrieved from <https://work.alberta.ca/documents/labour-force-stats-2018-03-public-package.pdf>
- Alberta Health. (2018). *Opioids and Substances of Misuse*. <https://open.alberta.ca/dataset/1cfed7da-2690-42e7-97e9-da175d36f3d5/resource/dcb5da36-7511-4cb9-ba11-1a0f065b4d8c/download/opioids-substances-misuse-report-2018-q1.pdf>: Government of Alberta.
- Canadian Observatory on Homelessness. (2012). *Canadian Definition of Homelessness*. Retrieved from Homeless Hub: <http://www.homelesshub.ca/homelessdefinition>
- CMHC. (2018). *Grande Prairie Vacancy Rates by Bedroom Type By Zone*. Retrieved from CMHC Housing Market Information Portal: <https://www03.cmhc-schl.gc.ca/hmiportal/en/#TableMapChart/3920/3/Grande%20Prairie>
- Gaetz, S., Gulliver, T., & Richter, T. (2014). *The State of Homelessness in Canada*. Toronto: The Homeless Hub Press.
- Homelessness Parterring Strategy. (2016). *Homelessness Parterring Strategy Directives: 2014-19*. Retrieved from <https://www.canada.ca/en/employment-social-development/services/funding/homeless/homeless-directives.html>
- HUD. (2016). *Review of the LGBTQ Youth Homelessness Prevention Initiative Planning Phase*. The U.S. Department of Housing and Urban Development.
- Human Services. (2012). *Definitions of Homelessness*. Retrieved from Alberta Human Services: <http://www.humanservices.alberta.ca/homelessness/14630.html>
- Statistics Canada. (2011). *NHS Profile, Grande Prairie, CY, Alberta, 2011*. Retrieved from <http://www12.statcan.gc.ca/nhs-enm/2011/dp-prof/details/page.cfm?Lang=E&Geo1=CSD&Code1=4819012&Data=Count&SearchText=&SearchType=Begins&SearchPR=01&A1=All&B1=All&Custom=&TABID=1>
- Statistics Canada. (2015, June 25). *Same-sex couples - by the numbers*. Retrieved from The Daily: https://www.statcan.gc.ca/eng/dai/smr08/2015/smr08_203_2015
- Statistics Canada. (2016). *Table 14-10-0012-01 Employment insurance beneficiaries by census metropolitan category, monthly, unadjusted for seasonality*. Retrieved from The Daily: <http://www5.statcan.gc.ca/cansim/a26?lang=eng&retrLang=eng&id=2760033&pattern=&stByVal=1&p1=1&p2=31&tabMode=dataTable&csid=>
- Statistics Canada. (2018). *Focus on Geography Series, Grande Prairie*. Retrieved from Focus on Geography Series: <http://www12.statcan.gc.ca/census-recensement/2016/as-sa/fogs-spg/Facts-csd-eng.cfm?LANG=Eng&GK=CSD&GC=4819012&TOPIC=6>

Appendix A: Count Locations

An overview of organizations acting as survey locations or sharing administrative data for Grande Prairie's 2018 Count is included below.

Organization	Category	Surveys	Admin Data
Rotary House	Emergency Shelter	Yes	Yes
Odyssey House	Emergency Shelter	Yes	Yes
Sunrise House	Emergency Shelter	Yes	Yes
Serenity Place	Long Term Transitional	No	Yes
Aurora House for Women	Short Term Transitional	Yes	Yes
Rising Above Residential Addiction Treatment	Treatment	Yes	Yes
Alberta Health Services*	Systems	Yes	Yes
Municipal Holding Cells – RCMP	Systems	No	Yes
Provincial Corrections	Systems	No	Yes
Community and Social Services **	Emergency Shelter	No	Yes
Street Count	Street Count	Yes	No

*Alberta Health Services: QEII Hospital, Northern Addictions Centre, Youth Detox and Stabilization Program

**Community and Social Services: Emergency hotel stays sponsored by AB Supports and AISH

Appendix B-1: Count Survey and Screening Questions

2018 PiT COUNT SURVEY

A static version of the 2018 Count survey is provided here. Note that the majority of volunteers used the mobile survey via Harvest Your Data, rather than this paper version.

Date: April 11, 2018
Location Code:
Survey # and surveyor initials (Eg. 1-GM, 2-GM, 3-GM):
<p>SCRIPT - PLEASE READ TO PARTICIPANT Hello, my name is _____ and I'm a volunteer for the City of Grande Prairie's Point in Time Count. We are doing surveys with people to get a better understanding of homelessness from a community perspective. The survey takes a few minutes to complete. a) Participation is voluntary and your name will not be recorded to ensure confidentiality b) You can choose to skip any question or to stop the interview at any time. c) Results will contribute to the understanding of homelessness across Canada, and will help with research to improve services. d) Counts are important as they allow communities to measure their progress in reducing homelessness.</p> <p>A. Have you answered this survey with a person with this <i>City of Grande Prairie</i> tag? [YES: Thank and tally.] [NO: Go to B] [OBSERVED ONLY: Tally]</p> <p>B. Are you willing to participate in the survey? [YES: Go to C] [NO: Thank and tally.]</p> <p><i>Thank you for agreeing to participate in the survey.</i></p> <p>C. Where are you sleeping tonight?</p> <ul style="list-style-type: none"> • Decline to answer [Complete perceptions survey] • Own apartment/house [Complete perceptions survey.] • Someone else's place <ul style="list-style-type: none"> If yes, Can you stay there as long as you want or need to? <input type="checkbox"/> Yes [complete perceptions survey] <input type="checkbox"/> No. <input type="checkbox"/> Motel/hotel <ul style="list-style-type: none"> If yes, is it sponsored by an organization or do you pay for it yourself? <input type="checkbox"/> AB Supports <input type="checkbox"/> AISH <input type="checkbox"/> Red Cross <input type="checkbox"/> Other organization <input type="checkbox"/> Paid for by self, friend or family member <ul style="list-style-type: none"> If paid for by self/friend/family, is the hotel/motel your primary residence right now? <input type="radio"/> Yes <input type="radio"/> No [complete perceptions survey] <input type="checkbox"/> Hospital/health facility <input type="checkbox"/> Jail, prison, remand centre <input type="checkbox"/> Emergency shelter, domestic violence shelter <input type="checkbox"/> Treatment <input type="checkbox"/> Transitional Housing (awaiting treatment) <input type="checkbox"/> Transitional Housing (not awaiting treatment) <input type="checkbox"/> Public Space <input type="checkbox"/> Vehicle/car

- ☐ Makeshift shelter/tent/shack
- ☐ Abandoned/vacant building
- ☐ Other unsheltered location unfit for habitation
- ☐ Respondent doesn't know (likely homeless)
- ☐ Other: _____

OVERNIGHT LOCATION *Record answer from screening question C*

- ☐ Declined to answer **[complete perceptions survey.]**
- ☐ Own apartment/house **[Complete perceptions survey.]**
- ☐ Someone else's place
If yes, Can you stay there as long as you want or need to?
 - ☐ Yes
 - ☐ No. If no, where will you go? _____
- ☐ Motel/hotel
If yes, is it sponsored by an organization or do you pay for it yourself?
 - ☐ AB Supports ☐ AISH ☐ Red Cross
 - ☐ Other organization
 - ☐ Paid for by self, friend or family member
 - ☐ This is a temporary hotel/motel stay and I have a permanent residence elsewhere **[complete perceptions survey.]**
- ☐ Hospital/health facility
- ☐ Jail, prison, remand centre
- ☐ Emergency shelter, domestic violence shelter
- ☐ Treatment
- ☐ Transitional Housing (awaiting treatment) ☐ Transitional Housing (not awaiting treatment)
- ☐ Public Space (sidewalk, park, forest, bus shelter)
- ☐ Vehicle (car/RV/Van/Truck)
- ☐ Makeshift shelter/tent/shack
- ☐ Abandoned/vacant building
- ☐ Other unsheltered location
- ☐ Respondent doesn't know (likely homeless) ☐ Other: _____

Survey Question 1

What family members are staying with you tonight? [check all that apply]

- ☐ NONE
- ☐ PARTNER – Survey # _____
- ☐ OTHER ADULT(S) – Survey #(s): _____
- ☐ CHILD(REN)/DEPENDENT(S) UNDER AGE 18

	1	2	3	4	5	6	7	8	9	10
Gender										
Age										

☐ DECLINE TO ANSWER

Survey Question 2

How old are you OR What year were you born? (if respondent is unsure, ask for best estimate)

- ☐ Age: _____ ☐ Year born: _____
☐ Don't know ☐ Decline to answer

For the next questions homelessness means any time when you have been without a secure place to live including sleeping in shelters, on the street, staying temporarily with family or friends, living in a motel, etc.

Survey Question 3

How old were you the first time you experienced homelessness?

- ☐ Age: _____
☐ Don't know
☐ Decline to answer

Survey Question 4

In total, how much time have you been homeless over the past year (since last April?) best estimate is OK.

- ☐ Amount of time homeless (days/weeks/months): _____
☐ Don't know
☐ Decline to answer

Survey Question 5

In total, how many different times have you experienced homelessness over the past year? Best estimate is OK. Includes this time (current)

- ☐ # Times homeless: _____
☐ Don't know
☐ Decline to answer

Survey Question 6

Have you stayed in an emergency shelter in the past year? Eg. Rotary house, odyssey house, sunrise house

- ☐ Yes
☐ No
☐ Not sure
☐ Decline to answer

Survey Question 7

How long have you been in Grande Prairie?

- ☐ Length in days/weeks/months/years: _____
☐ Always been here (*skip to question 8*)
☐ Don't know
☐ Decline to answer (*skip to question 8*)

Survey Question 7A

If the respondent has not always been in Grande Prairie:

Where did you live before you came here?

- ☐ Community: _____

- ☐ Province:_____
- ☐ Country:_____
- ☐ Don't know
- ☐ Decline to answer

Survey Question 7B

If the respondent has not always been in Grande Prairie:

What is the main reason you came to Grande Prairie? Do not read categories. Select **ONE.**

- | | |
|---|--|
| <input type="checkbox"/> To access emergency shelters | <input type="checkbox"/> To access services and supports |
| <input type="checkbox"/> Family moved here | <input type="checkbox"/> To visit friends/family |
| <input type="checkbox"/> To find housing | <input type="checkbox"/> Employment (seeking) |
| <input type="checkbox"/> Employment (secured) | <input type="checkbox"/> To attend school |
| <input type="checkbox"/> Fear for safety | <input type="checkbox"/> Recreation/shopping |
| <input type="checkbox"/> Don't know | <input type="checkbox"/> Decline to answer |
| <input type="checkbox"/> Other:_____ | |

Survey Question 7C

If the respondent has not always been in Grande Prairie:

Did you come to Canada as an immigrant, refugee or refugee claimant?

- | | | |
|---|---------------------------------------|--|
| <input type="checkbox"/> Yes, immigrant | <input type="checkbox"/> Yes, refugee | <input type="checkbox"/> Yes, refugee claimant |
| <input type="checkbox"/> No [skip to question 8] | <input type="checkbox"/> Don't know | <input type="checkbox"/> Decline to answer |

Survey Question 7D

If Yes to immigrant/refugee/refugee claimant:

How long have you been in Canada?

- ☐ Date arrived: _____ (day/month/year)
- ☐ Time Period: _____ (days/weeks/months/years)
- ☐ Don't know ☐ Decline to answer

Survey Question 8

People may identify as part of an ethnic group or groups. For example, some people may identify as Black or South Asian. What ethnicity do you identify with?

- ☐ Ethnicity:_____ ☐ Don't know ☐ Decline to answer

Survey Question 9

Do you identify as indigenous or do you have indigenous ancestry? Includes first nation, aboriginal, native, indian, metis, with or without status

☐ **Yes**

Do you mind if we specify further? **[If ok, "do you identify as:" and read options. Check all that apply]:**

- ☐ First nations with status
- ☐ First nations- non status
- ☐ Inuit
- ☐ Metis
- ☐ Indigenous ancestry
- ☐ Don't know
- ☐ Decline to answer

What indigenous nation or nations do you identify with?

- ☐ Nation:_____

<input type="checkbox"/> Don't know <input type="checkbox"/> Decline to answer <input type="checkbox"/> No <input type="checkbox"/> Not Sure <input type="checkbox"/> Decline to answer
Survey Question 10 Have you ever had any service in the Canadian military or RCMP? Includes army, navy and air force. Check all that apply. <input type="checkbox"/> Yes, military <input type="checkbox"/> Yes, RCMP <input type="checkbox"/> No <input type="checkbox"/> Not Sure <input type="checkbox"/> Decline to answer
Survey Question 11 What gender do you identify with? Check all that apply <i>Show list</i> <div style="display: flex; flex-wrap: wrap;"> <div style="width: 33%;"><input type="checkbox"/> Male/man</div> <div style="width: 33%;"><input type="checkbox"/> Female/woman</div> <div style="width: 33%;"><input type="checkbox"/> Two spirit</div> <div style="width: 33%;"><input type="checkbox"/> Trans female/woman</div> <div style="width: 33%;"><input type="checkbox"/> Trans male/man</div> <div style="width: 33%;"><input type="checkbox"/> Gender Queer/gender non-conforming</div> <div style="width: 33%;"><input type="checkbox"/> Don't know</div> <div style="width: 33%;"><input type="checkbox"/> Decline to answer</div> <div style="width: 33%;"><input type="checkbox"/> Not listed: _____</div> </div>
Survey Question 12 How do you describe your sexual orientation? For example straight, gay, lesbian? Show list. Check all. <div style="display: flex; flex-wrap: wrap;"> <div style="width: 25%;"><input type="checkbox"/> Straight/heterosexual</div> <div style="width: 25%;"><input type="checkbox"/> Gay</div> <div style="width: 25%;"><input type="checkbox"/> Lesbian</div> <div style="width: 25%;"><input type="checkbox"/> Bisexual</div> <div style="width: 25%;"><input type="checkbox"/> Two-spirit</div> <div style="width: 25%;"><input type="checkbox"/> Queer</div> <div style="width: 25%;"><input type="checkbox"/> Questioning</div> <div style="width: 25%;"><input type="checkbox"/> Don't know</div> <div style="width: 25%;"><input type="checkbox"/> Decline to answer</div> <div style="width: 25%;"><input type="checkbox"/> Other: _____</div> </div>
Survey Question 13 What happened that caused you to lose your housing most recently? Do not read list. Check all that apply. Housing does not include temporary arrangements or shelter stays. <div style="display: flex; flex-wrap: wrap;"> <div style="width: 50%;"><input type="checkbox"/> Physical illness or medical condition</div> <div style="width: 50%;"><input type="checkbox"/> Mental Health/illness</div> <div style="width: 50%;"><input type="checkbox"/> Addiction or substance use</div> <div style="width: 50%;"><input type="checkbox"/> Job loss</div> <div style="width: 50%;"><input type="checkbox"/> Unable to pay rent or mortgage</div> <div style="width: 50%;"><input type="checkbox"/> Unsafe housing conditions</div> <div style="width: 50%;"><input type="checkbox"/> Experienced abuse by: parent</div> <div style="width: 50%;"><input type="checkbox"/> Experienced abuse by: partner</div> <div style="width: 50%;"><input type="checkbox"/> Conflict with: parent</div> <div style="width: 50%;"><input type="checkbox"/> Conflict with: partner</div> <div style="width: 50%;"><input type="checkbox"/> Incarcerated (jail/prison)</div> <div style="width: 50%;"><input type="checkbox"/> Hospitalization or treatment program</div> <div style="width: 50%;"><input type="checkbox"/> Wildfires</div> <div style="width: 50%;"><input type="checkbox"/> Moved in order to access services</div> <div style="width: 50%;"><input type="checkbox"/> Don't know</div> <div style="width: 50%;"><input type="checkbox"/> Decline to answer</div> <div style="width: 50%;"><input type="checkbox"/> Other Reason: _____</div> </div>
Survey Question 14 What are your source of income? Read list. Check all that apply. <div style="display: flex; flex-wrap: wrap;"> <div style="width: 50%;"><input type="checkbox"/> Employment</div> <div style="width: 50%;"><input type="checkbox"/> Informal/self employment (bottles, panhandling)</div> <div style="width: 50%;"><input type="checkbox"/> Employment Insurance (EI)</div> <div style="width: 50%;"><input type="checkbox"/> Welfare/social social assistance (AB Supports)</div> <div style="width: 50%;"><input type="checkbox"/> Disability benefit (AISH)</div> <div style="width: 50%;"><input type="checkbox"/> Seniors benefits (CPP/OAS/GIS)</div> <div style="width: 50%;"><input type="checkbox"/> GST refund</div> <div style="width: 50%;"><input type="checkbox"/> Child and family tax benefits</div> <div style="width: 50%;"><input type="checkbox"/> Money from family/friends</div> <div style="width: 50%;"><input type="checkbox"/> No Income</div> <div style="width: 50%;"><input type="checkbox"/> Other: _____</div> <div style="width: 50%;"><input type="checkbox"/> Don't know</div> <div style="width: 50%;"><input type="checkbox"/> Decline to answer</div> </div>

FOLLOW-UP – LAST QUESTION

Would you like Grande Prairie’s Centralized Assessment team (YMCA) to get in touch with you to talk about community supports and housing? This wouldn’t guarantee that you would receive housing or support, but it would start the conversation.

IF YES >> Go to separate sheet to collect information

IF NO >> thank and end survey.

Appendix B-2: Perceptions Survey

Volunteers completed a version of this survey with people who were not experiencing homelessness on the night of the Count. To simplify the process for volunteers, responses were recorded as tallies on a single sheet of paper.

PERCEPTIONS SURVEY – record response as tally under the relevant answer.						
Tally of respondents:						
Do you think homelessness is an issue in Grande Prairie?		Yes	No	Not Sure		Decline to Answer
In your opinion, what are some of the reasons people experience homelessness?		Lack of affordable housing	Lack of employment	Physical health		Mental health
		Lack of housing references	Discrimination	Lack of money		Substance use/addiction
		Other				
Have you, a friend or family member ever experienced homelessness?		Yes, me	Yes, friend or family	No	Not sure	Decline to answer
If you a friend or family member were to experience housing instability or homelessness in the future, would you know where to find help?		Yes	No	Not sure		Decline to answer
What gender do you identify with?		Male/man	Female/woman	Transgender	Other/Not Listed	Decline
How old are you?	Under 18	18-24	25-35	36-50	51-64	65+

Appendix C: Count Locations

An overview of organizations acting as survey locations or sharing administrative data for Grande Prairie's 2018 Count is included below.

Organization	Category	Surveys	Admin Data
Rotary House	Emergency Shelter	Yes	Yes
Odyssey House	Emergency Shelter	Yes	Yes
Sunrise House	Emergency Shelter	Yes	Yes
Serenity Place	Long Term Transitional	No	Yes
Aurora House for Women	Short Term Transitional	Yes	Yes
Rising Above Residential Addiction Treatment	Treatment	Yes	Yes
Alberta Health Services*	Systems	Yes	Yes
Municipal Holding Cells – RCMP	Systems	No	Yes
Provincial Corrections	Systems	No	Yes
Community and Social Services **	Emergency Shelter	No	Yes

*Province of Alberta: QEII Hospital, Northern Addictions Centre, Youth Detox and Stabilization Program

**Province of Alberta: Emergency hotel stays sponsored by AB Supports and AISH

Appendix D. Data Sources

Table 1. Data Sources	Locations Included	Data Source Used	Number of People
Unsheltered	Street	Survey	*
Unknown (respondent likely homeless)	Street	Survey	*
Observed in camps	Street	Tally	0
Emergency shelter	Rotary House cots and mats Sunrise House Odyssey House	Admin	139
Short-term transitional housing	Aurora Home Rotary House AHS units	Admin	*
Detox/treatment	Northern Addictions Centre Rising Above Ministries	Admin	32
Police holding cells and Provincial Corrections	RCMP (Grande Prairie) Justice Solicitor General (AB)	Admin	15
QEII hospital	Alberta Health Services	Admin	*
Alberta Supports and AISH	Community and Social Services (AB)	Admin	22
Count Total			228
<i>Hidden Homelessness**</i>	Street	Survey	32
<i>Long-Term Transitional **</i>	Serenity Place Rotary House 2 nd and 3 rd floor	Admin	40

*supressed less than 10 people

** Not included in Count Total for 2018