




VLA/Montrose

LEGEND

-  Park and Green Space Areas
-  Neighbourhood Boundaries
-  School Locations



Get Involved in your Neighbourhood Today!

For more information contact: Patricia Millward

Phone: 780-357-4999

Email: neighbourhoods@cityofgp.com



<http://map.gpgis.com>

The content of this map as indicated by the file is current to the revision date in the lower right corner. The date shown does not reflect the revision date of the background data.

This map was prepared by the GIS DEPARTMENT,
City of Grande Prairie, ALBERTA.
For additional copies or information, contact
GIS DEPARTMENT at: (780) 538-0461.



Scale: N.T.S.
Date: 18/04/27
File No.: C17045